

Hillsborough County Canvassing Board Meeting

October 6, 2022

Public Comment Sign-In Sheet

Please Note: Public comment is limited to matters or issues within the authority of the Canvassing Board

1.	Teresa Miller
2.	Steve Kelly
3.	Hunter Chamberlin
4.	
5.	
6.	
7.	
8.	
9.	
10.	

Run Date:10/05/22 02:57 PM

Report EL45A

Page 001

	TOTAL VOTES	%	AV-	EV-	ED-	PV-
PRECINCTS COUNTED (OF 448).	0					
REGISTERED VOTERS - TOTAL	0					
BALLOTS CAST - TOTAL.	1,580		1,128	177	275	0
BALLOTS CAST - BLANK.	118	7.47	75	18	25	0
United States Senator						
(VOTE FOR) 1						
Marco Rubio (REP).	518	40.85	468	25	25	0
Val Demings (DEM).	504	39.75	412	42	50	0
Dennis Misigoy (LPF).	104	8.20	8	21	75	0
Steven B. Grant (NPA)	56	4.42	7	24	25	0
Tuan TQ Nguyen (NPA).	80	6.31	5	25	50	0
WRITE-IN.	6	.47	6	0	0	0
Over Votes .	47		4	18	25	0
Under Votes .	265		218	22	25	0
Representative in Congress District 14						
(VOTE FOR) 1						
James Judge (REP).	225	52.45	188	24	13	0
Kathy Castor (DEM)	204	47.55	164	14	26	0
Over Votes .	27		8	6	13	0
Under Votes .	172		53	28	91	0
Representative in Congress District 15						
(VOTE FOR) 1						
Laurel Lee (REP) .	184	49.07	170	6	8	0
Alan M. Cohn (DEM)	191	50.93	148	27	16	0
Over Votes .	23		3	12	8	0
Under Votes .	194		119	19	56	0
Representative in Congress District 16						
(VOTE FOR) 1						
Vern Buchanan (REP)	116	50.88	110	2	4	0
Jan Schneider (DEM)	109	47.81	93	8	8	0
WRITE-IN.	3	1.32	3	0	0	0
Over Votes .	6		2	0	4	0
Under Votes .	126		67	31	28	0
Governor and Lieutenant Governor						
(VOTE FOR) 1						
Ron DeSantis (REP)	518	43.79	468	25	25	0
Charlie Crist (DEM)	499	42.18	405	44	50	0
Hector Roos (LPF).	116	9.81	17	24	75	0
Carmen Jackie Gimenez (NPA)	50	4.23	1	24	25	0
Over Votes .	47		3	19	25	0
Under Votes .	350		234	41	75	0

Margaret R. Taylor
 10/06/2022

Amorim 10/6/2022

Craig Latimer 10/6/2022

Run Date:10/05/22 02:57 PM

Report EL45A Page 002

	TOTAL VOTES	%	AV-	EV-	ED-	PV-
Attorney General						
(VOTE FOR) 1						
Ashley Moody (REP)	522	50.63	468	29	25	0
Aramis Ayala (DEM)	509	49.37	405	54	50	0
Over Votes	50		7	18	25	0
Under Votes	499		248	76	175	0
Chief Financial Officer						
(VOTE FOR) 1						
Jimmy Patronis (REP)	521	50.73	468	28	25	0
Adam Hattersley (DEM)	506	49.27	405	51	50	0
Over Votes	50		7	18	25	0
Under Votes	503		248	80	175	0
Commissioner of Agriculture						
(VOTE FOR) 1						
Wilton Simpson (REP)	520	50.63	468	27	25	0
Naomi Esther Blemur (DEM)	507	49.37	405	52	50	0
Over Votes	50		7	18	25	0
Under Votes	503		248	80	175	0
State Senator District 14						
(VOTE FOR) 1						
Jay Collins (REP)	185	49.47	156	19	10	0
Janet Cruz (DEM)	189	50.53	147	22	20	0
Over Votes	20		7	3	10	0
Under Votes	150		63	17	70	0
State Senator District 16						
(VOTE FOR) 1						
Christina B. Paylan (REP)	171	52.13	157	5	9	0
Darryl Ervin Rouson (DEM)	157	47.87	125	14	18	0
Over Votes	23		5	9	9	0
Under Votes	147		64	20	63	0
State Senator District 23						
(VOTE FOR) 1						
Danny Burgess (REP)	85	51.52	79	3	3	0
Mike Harvey (DEM)	80	48.48	65	9	6	0
Over Votes	11		2	6	3	0
Under Votes	105		70	14	21	0
State Representative District 62						
(VOTE FOR) 1						
Jeremy M. Brown (REP)	38	58.46	35	2	1	0
Michele K. Rayner (DEM)	27	41.54	20	5	2	0
Over Votes	2		1	0	1	0
Under Votes	20		3	10	7	0

	TOTAL VOTES	%	AV-	EV-	ED-	PV-
State Representative District 64 (VOTE FOR) 1						
Maura Cruz Lanz (REP)	58	53.21	45	9	4	0
Susan L. Valdes (DEM)	51	46.79	42	1	8	0
Over Votes	7		3	0	4	0
Under Votes	35		5	2	28	0
State Representative District 65 (VOTE FOR) 1						
Karen Gonzalez Pittman (REP)	59	50.00	52	4	3	0
Jen McDonald (DEM)	59	50.00	51	2	6	0
Over Votes	10		7	0	3	0
Under Votes	63		26	16	21	0
State Representative District 66 (VOTE FOR) 1						
Traci Koster (REP)	76	45.51	69	3	4	0
David Tillery (DEM)	91	54.49	62	21	8	0
Over Votes	7		2	1	4	0
Under Votes	52		24	0	28	0
State Representative District 67 (VOTE FOR) 1						
Lisette Bonano (REP)	67	51.94	60	5	2	0
Fentrice Driskell (DEM)	62	48.06	53	5	4	0
Over Votes	12		2	8	2	0
Under Votes	90		70	6	14	0
State Representative District 68 (VOTE FOR) 1						
Lawrence McClure (REP)	52	53.06	49	1	2	0
Lorissa Wright (DEM)	46	46.94	39	3	4	0
Over Votes	5		3	0	2	0
Under Votes	29		2	13	14	0
State Representative District 69 (VOTE FOR) 1						
Daniel "Danny" Alvarez (REP)	58	50.88	54	2	2	0
Andrew Learned (DEM)	56	49.12	49	3	4	0
Over Votes	5		3	0	2	0
Under Votes	44		15	15	14	0
State Representative District 70 (VOTE FOR) 1						
Mike Beltran (REP)	44	51.16	43	0	1	0
Eleuterio "Junior" Salazar Jr (DEM)	42	48.84	35	5	2	0
Over Votes	2		1	0	1	0
Under Votes	83		60	16	7	0

Run Date:10/05/22 02:57 PM

Report EL45A Page 004

	TOTAL VOTES	%	AV-	EV-	ED-	PV-
Board of County Commissioners District 1						
(VOTE FOR) 1						
Scott D. Levinson (REP).	130	50.39	112	11	7	0
Harry Cohen (DEM).	128	49.61	106	8	14	0
Over Votes	16		7	2	7	0
Under Votes	109		40	20	49	0
Board of County Commissioners District 2						
(VOTE FOR) 1						
Ken Hagan (REP)	153	49.68	134	12	7	0
Angela Birdsong (DEM)	155	50.32	117	24	14	0
Over Votes	19		3	9	7	0
Under Votes	171		116	6	49	0
Board of County Commissioners District 5						
(VOTE FOR) 1						
Donna Cameron Cepeda (REP).	523	50.83	468	30	25	0
Mariella Smith (DEM).	506	49.17	405	51	50	0
Over Votes	50		7	18	25	0
Under Votes	501		248	78	175	0
Board of County Commissioners District 7						
(VOTE FOR) 1						
Joshua Wostal (REP)	523	50.88	468	30	25	0
Kimberly Overman (DEM)	505	49.12	405	50	50	0
Over Votes	50		7	18	25	0
Under Votes	502		248	79	175	0
Justice of the Supreme Court;						
Retain Charles T. Canady						
(VOTE FOR) 1						
Yes	524	50.68	468	31	25	0
No.	510	49.32	405	55	50	0
Over Votes	49		6	18	25	0
Under Votes	497		249	73	175	0
Justice of the Supreme Court;						
Retain John D. Couriel						
(VOTE FOR) 1						
Yes	521	50.58	468	28	25	0
No.	509	49.42	405	54	50	0
Over Votes	49		6	18	25	0
Under Votes	501		249	77	175	0
Justice of the Supreme Court;						
Retain Jamie Grosshans						
(VOTE FOR) 1						
Yes	527	50.97	468	34	25	0
No.	507	49.03	405	52	50	0
Over Votes	49		6	18	25	0
Under Votes	497		249	73	175	0

Run Date:10/05/22 02:57 PM

Report EL45A Page 005

	TOTAL VOTES	%	AV-	EV-	ED-	PV-
Justice of the Supreme Court;						
Retain Jorge Labarga						
(VOTE FOR) 1						
Yes	524	50.82	468	31	25	0
No.	507	49.18	405	52	50	0
Over Votes	49		6	18	25	0
Under Votes	500		249	76	175	0

Justice of the Supreme Court;						
Retain Ricky Polston						
(VOTE FOR) 1						
Yes	526	50.97	468	33	25	0
No.	506	49.03	405	51	50	0
Over Votes	49		6	18	25	0
Under Votes	499		249	75	175	0

District Court of Appeal;						
Retain Patricia Joan Kelly						
(VOTE FOR) 1						
Yes	528	51.11	468	35	25	0
No.	505	48.89	405	50	50	0
Over Votes	49		6	18	25	0
Under Votes	498		249	74	175	0

District Court of Appeal;						
Retain Nelly N. Khouzam						
(VOTE FOR) 1						
Yes	525	51.02	468	32	25	0
No.	504	48.98	405	49	50	0
Over Votes	49		6	18	25	0
Under Votes	502		249	78	175	0

District Court of Appeal;						
Retain Suzanne Y. Labrit						
(VOTE FOR) 1						
Yes	525	50.97	468	32	25	0
No.	505	49.03	405	50	50	0
Over Votes	49		6	18	25	0
Under Votes	501		249	77	175	0

District Court of Appeal;						
Retain Matt Lucas						
(VOTE FOR) 1						
Yes	525	50.97	468	32	25	0
No.	505	49.03	405	50	50	0
Over Votes	49		6	18	25	0
Under Votes	501		249	77	175	0

Run Date:10/05/22 02:57 PM

Report EL45A Page 006

	TOTAL VOTES	%	AV-	EV-	ED-	PV-
District Court of Appeal;						
Retain Robert Morris						
(VOTE FOR) 1						
Yes	526	51.02	468	33	25	0
No.	505	48.98	405	50	50	0
Over Votes	49		6	18	25	0
Under Votes	500		249	76	175	0

District Court of Appeal;						
Retain Stevan Travis Northcutt						
(VOTE FOR) 1						
Yes	524	50.73	468	31	25	0
No.	509	49.27	405	54	50	0
Over Votes	49		6	18	25	0
Under Votes	498		249	74	175	0

District Court of Appeal;						
Retain John K. Stargel						
(VOTE FOR) 1						
Yes	525	51.02	468	32	25	0
No.	504	48.98	405	49	50	0
Over Votes	49		6	18	25	0
Under Votes	502		249	78	175	0

District Court of Appeal;						
Retain Craig C. Villanti						
(VOTE FOR) 1						
Yes	526	51.07	468	33	25	0
No.	504	48.93	405	49	50	0
Over Votes	49		6	18	25	0
Under Votes	501		249	77	175	0

County Court Judge Group 14						
(VOTE FOR) 1						
Melissa Black	519	50.58	468	26	25	0
Mike Isaak	507	49.42	405	52	50	0
Over Votes	49		6	18	25	0
Under Votes	505		249	81	175	0

Soil and Water Conservation District Group 2						
(VOTE FOR) 1						
Ryan Gill	527	51.12	468	34	25	0
Kim "Klarc" O'Connor	504	48.88	406	48	50	0
Over Votes	49		6	18	25	0
Under Votes	500		248	77	175	0

Soil and Water Conservation District Group 3						
(VOTE FOR) 1						
David Maynard	523	50.83	469	29	25	0
Adam Young	506	49.17	405	51	50	0
Over Votes	49		6	18	25	0
Under Votes	502		248	79	175	0

Run Date:10/05/22 02:57 PM

Report EL45A Page 007

	TOTAL VOTES	%	AV-	EV-	ED-	PV-
Supervisor, Arbor Greene CDD						
Seat 1						
(VOTE FOR) 1						
Mike Candella	2	28.57	2	0	0	0
Kevin R. Kerrigan.	5	71.43	4	1	0	0
Over Votes	3		3	0	0	0
Under Votes	15		15	0	0	0

Supervisor, Arbor Greene CDD						
Seat 2						
(VOTE FOR) 1						
Adam Bell	2	16.67	2	0	0	0
Matt Dykeman	2	16.67	1	1	0	0
Thomson George.	3	25.00	3	0	0	0
Susan A. Waldman	5	41.67	5	0	0	0
Over Votes	6		6	0	0	0
Under Votes	7		7	0	0	0

Supervisor, Cory Lakes CDD						
Seat 5						
(VOTE FOR) 1						
Cynthia McIntyre	4	80.00	4	0	0	0
Sid Shah.	1	20.00	1	0	0	0
Over Votes	2		2	0	0	0
Under Votes	6		6	0	0	0

Supervisor, Covington Park CDD						
Seat 2						
(VOTE FOR) 1						
Stephen J. Brown	2	40.00	2	0	0	0
Teresa Elaine Reidt	3	60.00	3	0	0	0
Over Votes	4		4	0	0	0
Under Votes	13		13	0	0	0

Supervisor, Covington Park CDD						
Seat 3						
(VOTE FOR) 1						
Ronald Blue.	1	16.67	1	0	0	0
William C. Gallen.	5	83.33	5	0	0	0
Over Votes	4		4	0	0	0
Under Votes	12		12	0	0	0

Supervisor, The Hammocks CDD						
Seat 3						
(VOTE FOR) 1						
Sandra Dee Hensley-Oram.	2	28.57	1	1	0	0
Michelle Rodriguez	5	71.43	4	1	0	0
Over Votes	6		5	1	0	0
Under Votes	3		3	0	0	0

	TOTAL VOTES	%	AV-	EV-	ED-	PV-
Supervisor, The Hammocks CDD						
Seat 4						
(VOTE FOR) 1						
William Jeff Bryson	1	14.29	1	0	0	0
Mike Henke	6	85.71	4	2	0	0
Over Votes	6		5	1	0	0
Under Votes	3		3	0	0	0

Supervisor, Harbor Bay CDD						
Seat 1						
(VOTE FOR) 1						
Michael Rodriguez.	2	28.57	2	0	0	0
Ryan Wick	5	71.43	5	0	0	0
Over Votes	1		1	0	0	0
Under Votes	7		6	1	0	0

Supervisor, Harbor Bay CDD						
Seat 3						
(VOTE FOR) 1						
Horace Robert Lynch Sr	2	33.33	2	0	0	0
Dean L. Walters	4	66.67	4	0	0	0
Over Votes	1		1	0	0	0
Under Votes	8		7	1	0	0

Supervisor, Heritage Harbor CDD						
Seat 5						
(VOTE FOR) 1						
Benjamin L. Delaney	5	62.50	5	0	0	0
David Penzer	3	37.50	3	0	0	0
Over Votes	4		4	0	0	0
Under Votes	2		2	0	0	0

Supervisor, K-Bar Ranch CDD						
Seat 5						
(VOTE FOR) 1						
Frank E. Morales	3	60.00	3	0	0	0
Christiane Rinck	2	40.00	2	0	0	0
Over Votes	4		4	0	0	0
Under Votes	5		5	0	0	0

Supervisor, Rivercrest CDD						
Seat 2						
(VOTE FOR) 1						
Edward Lamp II.	6	60.00	5	1	0	0
Joseph Allen McGee	4	40.00	4	0	0	0
Over Votes	3		3	0	0	0
Under Votes	2		2	0	0	0

Run Date:10/05/22 02:57 PM

Report EL45A Page 009

	TOTAL VOTES	%	AV-	EV-	ED-	PV-
Supervisor, South Fork East CDD						
Seat 4						
(VOTE FOR) 1						
Karen Gagliardi	5	55.56	5	0	0	0
Eric Spann	4	44.44	4	0	0	0
Over Votes	3		3	0	0	0
Under Votes	2		2	0	0	0
Supervisor, Tampa Palms OST CDD						
Seat 1						
(VOTE FOR) 1						
Rafael Cubas	6	75.00	4	2	0	0
Fred Pfister	2	25.00	2	0	0	0
Over Votes	4		3	1	0	0
Under Votes	1		1	0	0	0
Supervisor, Tampa Palms OST CDD						
Seat 3						
(VOTE FOR) 1						
Pamela Cubas	6	75.00	4	2	0	0
Jay Krause	2	25.00	2	0	0	0
Over Votes	4		3	1	0	0
Under Votes	1		1	0	0	0
Supervisor, Waterleaf CDD						
Seat 3						
(VOTE FOR) 1						
Robert R. Bishop	3	42.86	2	1	0	0
Bob Crespo	4	57.14	3	1	0	0
Over Votes	1		1	0	0	0
Under Votes	7		6	1	0	0
Supervisor, Waterleaf CDD						
Seat 5						
(VOTE FOR) 1						
Robert S. Bernardo	2	28.57	2	0	0	0
James R. Ciciora	5	71.43	3	2	0	0
Over Votes	1		1	0	0	0
Under Votes	7		6	1	0	0
Supervisor, Westchase CDD						
Seat 2						
(VOTE FOR) 1						
Christopher "Chris" Barrett	6	66.67	5	1	0	0
Basil Anthony Piazza	3	33.33	3	0	0	0
Over Votes	2		2	0	0	0
Under Votes	1		1	0	0	0

Run Date:10/05/22 02:57 PM

Report EL45A Page 010

	TOTAL VOTES	%	AV-	EV-	ED-	PV-
Temple Terrace City Council						
(VOTE FOR) 3						
James Chambers	18	17.31	16	1	1	0
Alison McGillivray Fernandez	29	27.88	27	0	2	0
Robert "Bob" Friedman	33	31.73	26	4	3	0
Gil Schisler	17	16.35	13	3	1	0
Brandon Smith	7	6.73	1	4	2	0
Over Votes	18		15	0	3	0
Under Votes	79		58	0	21	0

No. 1 Constitutional Amendment						
(VOTE FOR) 1						
Yes	526	50.87	468	33	25	0
No.	508	49.13	405	53	50	0
Over Votes	46		2	19	25	0
Under Votes	500		253	72	175	0

No. 2 Constitutional Amendment						
(VOTE FOR) 1						
Yes	529	51.26	468	36	25	0
No.	503	48.74	405	48	50	0
Over Votes	45		2	18	25	0
Under Votes	503		253	75	175	0

No. 3 Constitutional Amendment						
(VOTE FOR) 1						
Yes	526	50.97	468	33	25	0
No.	506	49.03	405	51	50	0
Over Votes	45		2	18	25	0
Under Votes	503		253	75	175	0

Hillsborough County Referendum						
(VOTE FOR) 1						
Yes	530	51.21	468	37	25	0
No.	505	48.79	405	50	50	0
Over Votes	46		3	18	25	0
Under Votes	499		252	72	175	0

City of Temple Terrace Question						
(VOTE FOR) 1						
Yes	16	50.00	15	0	1	0
No.	16	50.00	13	1	2	0
Over Votes	4		3	0	1	0
Under Votes	31		21	3	7	0

Lake Magdalene Special Tax District Referendum						
(VOTE FOR) 1						
Yes	4	50.00	4	0	0	0
No.	4	50.00	3	1	0	0
Over Votes	2		2	0	0	0
Under Votes	1		1	0	0	0

SUMMARY REPT-GROUP DETAIL

2022 General Election
 November 8, 2022
 Hillsborough County, Florida




L&A Zero Report

Run Date:10/06/22 10:55 AM

Report EL45A

Page 001

	TOTAL VOTES	%	AV-	EV-	ED-	PV-
PRECINCTS COUNTED (OF 448)	0					
REGISTERED VOTERS - TOTAL	0					
BALLOTS CAST - TOTAL	0		0	0	0	0
BALLOTS CAST - BLANK	0		0	0	0	0
United States Senator						
(VOTE FOR) 1						
Marco Rubio (REP)	0		0	0	0	0
Val Demings (DEM)	0		0	0	0	0
Dennis Misigoy (LPF)	0		0	0	0	0
Steven B. Grant (NPA)	0		0	0	0	0
Tuan TQ Nguyen (NPA)	0		0	0	0	0
WRITE-IN	0		0	0	0	0
Over Votes	0		0	0	0	0
Under Votes	0		0	0	0	0
Representative in Congress District 14						
(VOTE FOR) 1						
James Judge (REP)	0		0	0	0	0
Kathy Castor (DEM)	0		0	0	0	0
Over Votes	0		0	0	0	0
Under Votes	0		0	0	0	0
Representative in Congress District 15						
(VOTE FOR) 1						
Laurel Lee (REP)	0		0	0	0	0
Alan M. Cohn (DEM)	0		0	0	0	0
Over Votes	0		0	0	0	0
Under Votes	0		0	0	0	0
Representative in Congress District 16						
(VOTE FOR) 1						
Vern Buchanan (REP)	0		0	0	0	0
Jan Schneider (DEM)	0		0	0	0	0
WRITE-IN	0		0	0	0	0
Over Votes	0		0	0	0	0
Under Votes	0		0	0	0	0
Governor and Lieutenant Governor						
(VOTE FOR) 1						
Ron DeSantis (REP)	0		0	0	0	0
Charlie Crist (DEM)	0		0	0	0	0
Hector Roos (LPF)	0		0	0	0	0
Carmen Jackie Gimenez (NPA)	0		0	0	0	0
Over Votes	0		0	0	0	0
Under Votes	0		0	0	0	0

10/06/2022

 Margaret R. Taylor

 Craig Patner 10/6/2022

 Annmarie Westbrook 10/6/2022

	TOTAL VOTES	%	AV-	EV-	ED-	PV-
Attorney General						
(VOTE FOR) 1						
Ashley Moody (REP)	0		0	0	0	0
Aramis Ayala (DEM)	0		0	0	0	0
Over Votes	0		0	0	0	0
Under Votes	0		0	0	0	0
Chief Financial Officer						
(VOTE FOR) 1						
Jimmy Patronis (REP)	0		0	0	0	0
Adam Hattersley (DEM)	0		0	0	0	0
Over Votes	0		0	0	0	0
Under Votes	0		0	0	0	0
Commissioner of Agriculture						
(VOTE FOR) 1						
Wilton Simpson (REP)	0		0	0	0	0
Naomi Esther Blemur (DEM)	0		0	0	0	0
Over Votes	0		0	0	0	0
Under Votes	0		0	0	0	0
State Senator District 14						
(VOTE FOR) 1						
Jay Collins (REP)	0		0	0	0	0
Janet Cruz (DEM)	0		0	0	0	0
Over Votes	0		0	0	0	0
Under Votes	0		0	0	0	0
State Senator District 16						
(VOTE FOR) 1						
Christina B. Paylan (REP)	0		0	0	0	0
Darryl Ervin Rouson (DEM)	0		0	0	0	0
Over Votes	0		0	0	0	0
Under Votes	0		0	0	0	0
State Senator District 23						
(VOTE FOR) 1						
Danny Burgess (REP)	0		0	0	0	0
Mike Harvey (DEM)	0		0	0	0	0
Over Votes	0		0	0	0	0
Under Votes	0		0	0	0	0
State Representative District 62						
(VOTE FOR) 1						
Jeremy M. Brown (REP)	0		0	0	0	0
Michele K. Rayner (DEM)	0		0	0	0	0
Over Votes	0		0	0	0	0
Under Votes	0		0	0	0	0

Run Date:10/06/22 10:55 AM

	TOTAL VOTES	%	AV-	EV-	ED-	PV-
State Representative District 64						
(VOTE FOR) 1						
Maura Cruz Lanz (REP)	0		0	0	0	0
Susan L. Valdes (DEM)	0		0	0	0	0
Over Votes	0		0	0	0	0
Under Votes	0		0	0	0	0
State Representative District 65						
(VOTE FOR) 1						
Karen Gonzalez Pittman (REP)	0		0	0	0	0
Jen McDonald (DEM)	0		0	0	0	0
Over Votes	0		0	0	0	0
Under Votes	0		0	0	0	0
State Representative District 66						
(VOTE FOR) 1						
Traci Koster (REP)	0		0	0	0	0
David Tillery (DEM)	0		0	0	0	0
Over Votes	0		0	0	0	0
Under Votes	0		0	0	0	0
State Representative District 67						
(VOTE FOR) 1						
Lisette Bonano (REP)	0		0	0	0	0
Fentrice Driskell (DEM)	0		0	0	0	0
Over Votes	0		0	0	0	0
Under Votes	0		0	0	0	0
State Representative District 68						
(VOTE FOR) 1						
Lawrence McClure (REP)	0		0	0	0	0
Lorissa Wright (DEM)	0		0	0	0	0
Over Votes	0		0	0	0	0
Under Votes	0		0	0	0	0
State Representative District 69						
(VOTE FOR) 1						
Daniel "Danny" Alvarez (REP)	0		0	0	0	0
Andrew Learned (DEM)	0		0	0	0	0
Over Votes	0		0	0	0	0
Under Votes	0		0	0	0	0
State Representative District 70						
(VOTE FOR) 1						
Mike Beltran (REP)	0		0	0	0	0
Eleuterio "Junior" Salazar Jr (DEM)	0		0	0	0	0
Over Votes	0		0	0	0	0
Under Votes	0		0	0	0	0

	TOTAL VOTES	%	AV-	EV-	ED-	PV-
Board of County Commissioners District 1						
(VOTE FOR) 1						
Scott D. Levinson (REP)	0		0	0	0	0
Harry Cohen (DEM)	0		0	0	0	0
Over Votes	0		0	0	0	0
Under Votes	0		0	0	0	0
Board of County Commissioners District 2						
(VOTE FOR) 1						
Ken Hagan (REP)	0		0	0	0	0
Angela Birdsong (DEM)	0		0	0	0	0
Over Votes	0		0	0	0	0
Under Votes	0		0	0	0	0
Board of County Commissioners District 5						
(VOTE FOR) 1						
Donna Cameron Cepeda (REP)	0		0	0	0	0
Mariella Smith (DEM)	0		0	0	0	0
Over Votes	0		0	0	0	0
Under Votes	0		0	0	0	0
Board of County Commissioners District 7						
(VOTE FOR) 1						
Joshua Wostal (REP)	0		0	0	0	0
Kimberly Overman (DEM)	0		0	0	0	0
Over Votes	0		0	0	0	0
Under Votes	0		0	0	0	0
Justice of the Supreme Court;						
Retain Charles T. Canady						
(VOTE FOR) 1						
Yes	0		0	0	0	0
No.	0		0	0	0	0
Over Votes	0		0	0	0	0
Under Votes	0		0	0	0	0
Justice of the Supreme Court;						
Retain John D. Couriel						
(VOTE FOR) 1						
Yes	0		0	0	0	0
No.	0		0	0	0	0
Over Votes	0		0	0	0	0
Under Votes	0		0	0	0	0
Justice of the Supreme Court;						
Retain Jamie Grosshans						
(VOTE FOR) 1						
Yes	0		0	0	0	0
No.	0		0	0	0	0
Over Votes	0		0	0	0	0
Under Votes	0		0	0	0	0

	TOTAL VOTES	%	AV-	EV-	ED-	PV-
Justice of the Supreme Court;						
Retain Jorge Labarga						
(VOTE FOR) 1						
Yes	0		0	0	0	0
No.	0		0	0	0	0
Over Votes	0		0	0	0	0
Under Votes	0		0	0	0	0
Justice of the Supreme Court;						
Retain Ricky Polston						
(VOTE FOR) 1						
Yes	0		0	0	0	0
No.	0		0	0	0	0
Over Votes	0		0	0	0	0
Under Votes	0		0	0	0	0
District Court of Appeal;						
Retain Patricia Joan Kelly						
(VOTE FOR) 1						
Yes	0		0	0	0	0
No.	0		0	0	0	0
Over Votes	0		0	0	0	0
Under Votes	0		0	0	0	0
District Court of Appeal;						
Retain Nelly N. Khouzam						
(VOTE FOR) 1						
Yes	0		0	0	0	0
No.	0		0	0	0	0
Over Votes	0		0	0	0	0
Under Votes	0		0	0	0	0
District Court of Appeal;						
Retain Suzanne Y. Labrit						
(VOTE FOR) 1						
Yes	0		0	0	0	0
No.	0		0	0	0	0
Over Votes	0		0	0	0	0
Under Votes	0		0	0	0	0
District Court of Appeal;						
Retain Matt Lucas						
(VOTE FOR) 1						
Yes	0		0	0	0	0
No.	0		0	0	0	0
Over Votes	0		0	0	0	0
Under Votes	0		0	0	0	0

	TOTAL VOTES	%	AV-	EV-	ED-	PV-
District Court of Appeal;						
Retain Robert Morris						
(VOTE FOR) 1						
Yes	0		0	0	0	0
No.	0		0	0	0	0
Over Votes	0		0	0	0	0
Under Votes	0		0	0	0	0

District Court of Appeal;						
Retain Stevan Travis Northcutt						
(VOTE FOR) 1						
Yes	0		0	0	0	0
No.	0		0	0	0	0
Over Votes	0		0	0	0	0
Under Votes	0		0	0	0	0

District Court of Appeal;						
Retain John K. Stargel						
(VOTE FOR) 1						
Yes	0		0	0	0	0
No.	0		0	0	0	0
Over Votes	0		0	0	0	0
Under Votes	0		0	0	0	0

District Court of Appeal;						
Retain Craig C. Villanti						
(VOTE FOR) 1						
Yes	0		0	0	0	0
No.	0		0	0	0	0
Over Votes	0		0	0	0	0
Under Votes	0		0	0	0	0

County Court Judge Group 14						
(VOTE FOR) 1						
Melissa Black	0		0	0	0	0
Mike Isaak	0		0	0	0	0
Over Votes	0		0	0	0	0
Under Votes	0		0	0	0	0

Soil and Water Conservation District Group 2						
(VOTE FOR) 1						
Ryan Gill	0		0	0	0	0
Kim "Klarc" O'Connor	0		0	0	0	0
Over Votes	0		0	0	0	0
Under Votes	0		0	0	0	0

Soil and Water Conservation District Group 3						
(VOTE FOR) 1						
David Maynard	0		0	0	0	0
Adam Young	0		0	0	0	0
Over Votes	0		0	0	0	0
Under Votes	0		0	0	0	0

	TOTAL VOTES	%	AV-	EV-	ED-	PV-
Supervisor, Arbor Greene CDD						
Seat 1						
(VOTE FOR) 1						
Mike Candella	0		0	0	0	0
Kevin R. Kerrigan.	0		0	0	0	0
Over Votes	0		0	0	0	0
Under Votes	0		0	0	0	0

Supervisor, Arbor Greene CDD						
Seat 2						
(VOTE FOR) 1						
Adam Bell	0		0	0	0	0
Matt Dykeman	0		0	0	0	0
Thomson George.	0		0	0	0	0
Susan A. Waldman	0		0	0	0	0
Over Votes	0		0	0	0	0
Under Votes	0		0	0	0	0

Supervisor, Cory Lakes CDD						
Seat 5						
(VOTE FOR) 1						
Cynthia McIntyre	0		0	0	0	0
Sid Shah.	0		0	0	0	0
Over Votes	0		0	0	0	0
Under Votes	0		0	0	0	0

Supervisor, Covington Park CDD						
Seat 2						
(VOTE FOR) 1						
Stephen J. Brown	0		0	0	0	0
Teresa Elaine Reidt	0		0	0	0	0
Over Votes	0		0	0	0	0
Under Votes	0		0	0	0	0

Supervisor, Covington Park CDD						
Seat 3						
(VOTE FOR) 1						
Ronald Blue.	0		0	0	0	0
William C. Gallen.	0		0	0	0	0
Over Votes	0		0	0	0	0
Under Votes	0		0	0	0	0

Supervisor, The Hammocks CDD						
Seat 3						
(VOTE FOR) 1						
Sandra Dee Hensley-Oram.	0		0	0	0	0
Michelle Rodriguez	0		0	0	0	0
Over Votes	0		0	0	0	0
Under Votes	0		0	0	0	0

Run Date:10/06/22 10:55 AM

	TOTAL VOTES	%	AV-	EV-	ED-	PV-
Supervisor, The Hammocks CDD						
Seat 4						
(VOTE FOR) 1						
William Jeff Bryson	0		0	0	0	0
Mike Henke	0		0	0	0	0
Over Votes	0		0	0	0	0
Under Votes	0		0	0	0	0

Supervisor, Harbor Bay CDD						
Seat 1						
(VOTE FOR) 1						
Michael Rodriguez.	0		0	0	0	0
Ryan Wick	0		0	0	0	0
Over Votes	0		0	0	0	0
Under Votes	0		0	0	0	0

Supervisor, Harbor Bay CDD						
Seat 3						
(VOTE FOR) 1						
Horace Robert Lynch Sr	0		0	0	0	0
Dean L. Walters	0		0	0	0	0
Over Votes	0		0	0	0	0
Under Votes	0		0	0	0	0

Supervisor, Heritage Harbor CDD						
Seat 5						
(VOTE FOR) 1						
Benjamin L. Delaney	0		0	0	0	0
David Penzer	0		0	0	0	0
Over Votes	0		0	0	0	0
Under Votes	0		0	0	0	0

Supervisor, K-Bar Ranch CDD						
Seat 5						
(VOTE FOR) 1						
Frank E. Morales	0		0	0	0	0
Christiane Rinck	0		0	0	0	0
Over Votes	0		0	0	0	0
Under Votes	0		0	0	0	0

Supervisor, Rivercrest CDD						
Seat 2						
(VOTE FOR) 1						
Edward Lamp II.	0		0	0	0	0
Joseph Allen McGee	0		0	0	0	0
Over Votes	0		0	0	0	0
Under Votes	0		0	0	0	0

Run Date:10/06/22 10:55 AM

Report EL45A

Page 009

	TOTAL VOTES	%	AV-	EV-	ED-	PV-
Supervisor, South Fork East CDD						
Seat 4						
(VOTE FOR) 1						
Karen Gagliardi	0		0	0	0	0
Eric Spann	0		0	0	0	0
Over Votes	0		0	0	0	0
Under Votes	0		0	0	0	0

Supervisor, Tampa Palms OST CDD						
Seat 1						
(VOTE FOR) 1						
Rafael Cubas	0		0	0	0	0
Fred Pfister	0		0	0	0	0
Over Votes	0		0	0	0	0
Under Votes	0		0	0	0	0

Supervisor, Tampa Palms OST CDD						
Seat 3						
(VOTE FOR) 1						
Pamela Cubas	0		0	0	0	0
Jay Krause	0		0	0	0	0
Over Votes	0		0	0	0	0
Under Votes	0		0	0	0	0

Supervisor, Waterleaf CDD						
Seat 3						
(VOTE FOR) 1						
Robert R. Bishop	0		0	0	0	0
Bob Crespo	0		0	0	0	0
Over Votes	0		0	0	0	0
Under Votes	0		0	0	0	0

Supervisor, Waterleaf CDD						
Seat 5						
(VOTE FOR) 1						
Robert S. Bernardo	0		0	0	0	0
James R. Ciciora	0		0	0	0	0
Over Votes	0		0	0	0	0
Under Votes	0		0	0	0	0

Supervisor, Westchase CDD						
Seat 2						
(VOTE FOR) 1						
Christopher "Chris" Barrett	0		0	0	0	0
Basil Anthony Piazza	0		0	0	0	0
Over Votes	0		0	0	0	0
Under Votes	0		0	0	0	0

	TOTAL VOTES	%	AV-	EV-	ED-	PV-
Temple Terrace City Council						
(VOTE FOR) 3						
James Chambers	0		0	0	0	0
Alison McGillivray Fernandez	0		0	0	0	0
Robert "Bob" Friedman	0		0	0	0	0
Gil Schisler	0		0	0	0	0
Brandon Smith	0		0	0	0	0
Over Votes	0		0	0	0	0
Under Votes	0		0	0	0	0

No. 1 Constitutional Amendment						
(VOTE FOR) 1						
Yes	0		0	0	0	0
No.	0		0	0	0	0
Over Votes	0		0	0	0	0
Under Votes	0		0	0	0	0

No. 2 Constitutional Amendment						
(VOTE FOR) 1						
Yes	0		0	0	0	0
No.	0		0	0	0	0
Over Votes	0		0	0	0	0
Under Votes	0		0	0	0	0

No. 3 Constitutional Amendment						
(VOTE FOR) 1						
Yes	0		0	0	0	0
No.	0		0	0	0	0
Over Votes	0		0	0	0	0
Under Votes	0		0	0	0	0

Hillsborough County Referendum						
(VOTE FOR) 1						
Yes	0		0	0	0	0
No.	0		0	0	0	0
Over Votes	0		0	0	0	0
Under Votes	0		0	0	0	0

City of Temple Terrace Question						
(VOTE FOR) 1						
Yes	0		0	0	0	0
No.	0		0	0	0	0
Over Votes	0		0	0	0	0
Under Votes	0		0	0	0	0

Lake Magdalene Special Tax District Referendum						
(VOTE FOR) 1						
Yes	0		0	0	0	0
No.	0		0	0	0	0
Over Votes	0		0	0	0	0
Under Votes	0		0	0	0	0

Run Date: 10/06/22 11:34 AM

	TOTAL VOTES	%	AV-	EV-	ED-	PV-
PRECINCTS COUNTED (OF 448)	0					
REGISTERED VOTERS - TOTAL	0					
BALLOTS CAST - TOTAL	1,580		1,128	177	275	0
BALLOTS CAST - BLANK	118	7.47	75	18	25	0
United States Senator						
(VOTE FOR) 1						
Marco Rubio (REP)	518	40.85	468	25	25	0
Val Demings (DEM)	504	39.75	412	42	50	0
Dennis Misigoy (LPF)	104	8.20	8	21	75	0
Steven B. Grant (NPA)	56	4.42	7	24	25	0
Tuan TQ Nguyen (NPA)	80	6.31	5	25	50	0
WRITE-IN	6	.47	6	0	0	0
Over Votes	47		4	18	25	0
Under Votes	265		218	22	25	0
Representative in Congress District 14						
(VOTE FOR) 1						
James Judge (REP)	225	52.45	188	24	13	0
Kathy Castor (DEM)	204	47.55	164	14	26	0
Over Votes	27		8	6	13	0
Under Votes	172		53	28	91	0
Representative in Congress District 15						
(VOTE FOR) 1						
Laurel Lee (REP)	184	49.07	170	6	8	0
Alan M. Cohn (DEM)	191	50.93	148	27	16	0
Over Votes	23		3	12	8	0
Under Votes	194		119	19	56	0
Representative in Congress District 16						
(VOTE FOR) 1						
Vern Buchanan (REP)	116	50.88	110	2	4	0
Jan Schneider (DEM)	109	47.81	93	8	8	0
WRITE-IN	3	1.32	3	0	0	0
Over Votes	6		2	0	4	0
Under Votes	126		67	31	28	0
Governor and Lieutenant Governor						
(VOTE FOR) 1						
Ron DeSantis (REP)	518	43.79	468	25	25	0
Charlie Crist (DEM)	499	42.18	405	44	50	0
Hector Roos (LPF)	116	9.81	17	24	75	0
Carmen Jackie Gimenez (NPA)	50	4.23	1	24	25	0
Over Votes	47		3	19	25	0
Under Votes	350		234	41	75	0
Attorney General						
(VOTE FOR) 1						
Ashley Moody (REP)	522	50.63	468	29	25	0
Aramis Ayala (DEM)	509	49.37	405	54	50	0
Over Votes	50		7	18	25	0
Under Votes	499		249	76	175	0

Margaret R. Taylor 10/06/2022
Craig S. Peltier 10/6/2022
Amber... 10/6/2022

Run Date:10/06/22 11:34 AM

Report EL45A

Page 002

	TOTAL VOTES	%	AV-	EV-	ED-	PV-
Chief Financial Officer						
(VOTE FOR) 1						
Jimmy Patronis (REP)	521	50.73	468	28	25	0
Adam Hattersley (DEM)	506	49.27	405	51	50	0
Over Votes	50		7	18	25	0
Under Votes	503		248	80	175	0
Commissioner of Agriculture						
(VOTE FOR) 1						
Wilton Simpson (REP)	520	50.63	468	27	25	0
Naomi Esther Blemur (DEM)	507	49.37	405	52	50	0
Over Votes	50		7	18	25	0
Under Votes	503		248	80	175	0
State Senator District 14						
(VOTE FOR) 1						
Jay Collins (REP)	185	49.47	156	19	10	0
Janet Cruz (DEM)	189	50.53	147	22	20	0
Over Votes	20		7	3	10	0
Under Votes	150		63	17	70	0
State Senator District 16						
(VOTE FOR) 1						
Christina B. Paylan (REP)	171	52.13	157	5	9	0
Darryl Ervin Rouson (DEM)	157	47.87	125	14	18	0
Over Votes	23		5	9	9	0
Under Votes	147		64	20	63	0
State Senator District 23						
(VOTE FOR) 1						
Danny Burgess (REP)	85	51.52	79	3	3	0
Mike Harvey (DEM)	80	48.48	65	9	6	0
Over Votes	11		2	6	3	0
Under Votes	105		70	14	21	0
State Representative District 62						
(VOTE FOR) 1						
Jeremy M. Brown (REP)	38	58.46	35	2	1	0
Michele K. Rayner (DEM)	27	41.54	20	5	2	0
Over Votes	2		1	0	1	0
Under Votes	20		3	10	7	0
State Representative District 64						
(VOTE FOR) 1						
Maura Cruz Lanz (REP)	58	53.21	45	9	4	0
Susan L. Valdes (DEM)	51	46.79	42	1	8	0
Over Votes	7		3	0	4	0
Under Votes	35		5	2	28	0

	TOTAL VOTES	%	AV-	EV-	ED-	PV-
State Representative District 65						
(VOTE FOR) 1						
Karen Gonzalez Pittman (REP)	59	50.00	52	4	3	0
Jen McDonald (DEM)	59	50.00	51	2	6	0
Over Votes	10		7	0	3	0
Under Votes	63		26	16	21	0
State Representative District 66						
(VOTE FOR) 1						
Traci Koster (REP)	76	45.51	69	3	4	0
David Tillery (DEM)	91	54.49	62	21	8	0
Over Votes	7		2	1	4	0
Under Votes	52		24	0	28	0
State Representative District 67						
(VOTE FOR) 1						
Lisette Bonano (REP)	67	51.94	60	5	2	0
Fentrice Driskell (DEM)	62	48.06	53	5	4	0
Over Votes	12		2	8	2	0
Under Votes	90		70	6	14	0
State Representative District 68						
(VOTE FOR) 1						
Lawrence McClure (REP)	52	53.06	49	1	2	0
Lorissa Wright (DEM)	46	46.94	39	3	4	0
Over Votes	5		3	0	2	0
Under Votes	29		2	13	14	0
State Representative District 69						
(VOTE FOR) 1						
Daniel "Danny" Alvarez (REP)	58	50.88	54	2	2	0
Andrew Learned (DEM)	56	49.12	49	3	4	0
Over Votes	5		3	0	2	0
Under Votes	44		15	15	14	0
State Representative District 70						
(VOTE FOR) 1						
Mike Beltran (REP)	44	51.16	43	0	1	0
Eleuterio "Junior" Salazar Jr (DEM)	42	48.84	35	5	2	0
Over Votes	2		1	0	1	0
Under Votes	83		60	16	7	0
Board of County Commissioners District 1						
(VOTE FOR) 1						
Scott D. Levinson (REP)	130	50.39	112	11	7	0
Harry Cohen (DEM)	128	49.61	106	8	14	0
Over Votes	16		7	2	7	0
Under Votes	109		40	20	49	0

	TOTAL VOTES	%	AV-	EV-	ED-	PV-
Board of County Commissioners District 2						
(VOTE FOR) 1						
Ken Hagan (REP)	153	49.68	134	12	7	0
Angela Birdsong (DEM)	155	50.32	117	24	14	0
Over Votes	19		3	9	7	0
Under Votes	171		116	6	49	0
Board of County Commissioners District 5						
(VOTE FOR) 1						
Donna Cameron Cepeda (REP)	523	50.83	468	30	25	0
Mariella Smith (DEM)	506	49.17	405	51	50	0
Over Votes	50		7	18	25	0
Under Votes	501		248	78	175	0
Board of County Commissioners District 7						
(VOTE FOR) 1						
Joshua Wostal (REP)	523	50.88	468	30	25	0
Kimberly Overman (DEM)	505	49.12	405	50	50	0
Over Votes	50		7	18	25	0
Under Votes	502		248	79	175	0
Justice of the Supreme Court;						
Retain Charles T. Canady						
(VOTE FOR) 1						
Yes	524	50.68	468	31	25	0
No.	510	49.32	405	55	50	0
Over Votes	49		6	18	25	0
Under Votes	497		249	73	175	0
Justice of the Supreme Court;						
Retain John D. Couriel						
(VOTE FOR) 1						
Yes	521	50.58	468	28	25	0
No.	509	49.42	405	54	50	0
Over Votes	49		6	18	25	0
Under Votes	501		249	77	175	0
Justice of the Supreme Court;						
Retain Jamie Grosshans						
(VOTE FOR) 1						
Yes	527	50.97	468	34	25	0
No.	507	49.03	405	52	50	0
Over Votes	49		6	18	25	0
Under Votes	497		249	73	175	0
Justice of the Supreme Court;						
Retain Jorge Labarga						
(VOTE FOR) 1						
Yes	524	50.82	468	31	25	0
No.	507	49.18	405	52	50	0
Over Votes	49		6	18	25	0
Under Votes	500		249	76	175	0

	TOTAL VOTES	%	AV-	EV-	ED-	PV-
Justice of the Supreme Court;						
Retain Ricky Polston						
(VOTE FOR) 1						
Yes	526	50.97	468	33	25	0
No.	506	49.03	405	51	50	0
Over Votes	49		6	18	25	0
Under Votes	499		249	75	175	0
District Court of Appeal;						
Retain Patricia Joan Kelly						
(VOTE FOR) 1						
Yes	528	51.11	468	35	25	0
No.	505	48.89	405	50	50	0
Over Votes	49		6	18	25	0
Under Votes	498		249	74	175	0
District Court of Appeal;						
Retain Nelly N. Khouzam						
(VOTE FOR) 1						
Yes	525	51.02	468	32	25	0
No.	504	48.98	405	49	50	0
Over Votes	49		6	18	25	0
Under Votes	502		249	78	175	0
District Court of Appeal;						
Retain Suzanne Y. Labrit						
(VOTE FOR) 1						
Yes	525	50.97	468	32	25	0
No.	505	49.03	405	50	50	0
Over Votes	49		6	18	25	0
Under Votes	501		249	77	175	0
District Court of Appeal;						
Retain Matt Lucas						
(VOTE FOR) 1						
Yes	525	50.97	468	32	25	0
No.	505	49.03	405	50	50	0
Over Votes	49		6	18	25	0
Under Votes	501		249	77	175	0
District Court of Appeal;						
Retain Robert Morris						
(VOTE FOR) 1						
Yes	526	51.02	468	33	25	0
No.	505	48.98	405	50	50	0
Over Votes	49		6	18	25	0
Under Votes	500		249	76	175	0

	TOTAL VOTES	%	AV-	EV-	ED-	PV-
District Court of Appeal; Retain Stevan Travis Northcutt (VOTE FOR) 1						
Yes	524	50.73	468	31	25	0
No.	509	49.27	405	54	50	0
Over Votes	49		6	18	25	0
Under Votes	498		249	74	175	0

District Court of Appeal; Retain John K. Stargel (VOTE FOR) 1						
Yes	525	51.02	468	32	25	0
No.	504	48.98	405	49	50	0
Over Votes	49		6	18	25	0
Under Votes	502		249	78	175	0

District Court of Appeal; Retain Craig C. Villanti (VOTE FOR) 1						
Yes	526	51.07	468	33	25	0
No.	504	48.93	405	49	50	0
Over Votes	49		6	18	25	0
Under Votes	501		249	77	175	0

County Court Judge Group 14 (VOTE FOR) 1						
MeLissa Black	519	50.58	468	26	25	0
Mike Isaak	507	49.42	405	52	50	0
Over Votes	49		6	18	25	0
Under Votes	505		249	81	175	0

Soil and Water Conservation District Group 2 (VOTE FOR) 1						
Ryan Gill	527	51.12	468	34	25	0
Kim "Klarc" O'Connor.	504	48.88	406	48	50	0
Over Votes	49		6	18	25	0
Under Votes	500		248	77	175	0

Soil and Water Conservation District Group 3 (VOTE FOR) 1						
David Maynard	523	50.83	469	29	25	0
Adam Young	506	49.17	405	51	50	0
Over Votes	49		6	18	25	0
Under Votes	502		248	79	175	0

Supervisor, Arbor Greene CDD Seat 1 (VOTE FOR) 1						
Mike Candella	2	28.57	2	0	0	0
Kevin R. Kerrigan.	5	71.43	4	1	0	0
Over Votes	3		3	0	0	0
Under Votes	15		15	0	0	0

	TOTAL VOTES	%	AV-	EV-	ED-	PV-
Supervisor, Arbor Greene CDD						
Seat 2						
(VOTE FOR) 1						
Adam Bell	2	16.67	2	0	0	0
Matt Dykeman	2	16.67	1	1	0	0
Thomson George.	3	25.00	3	0	0	0
Susan A. Waldman	5	41.67	5	0	0	0
Over Votes	6		6	0	0	0
Under Votes	7		7	0	0	0

Supervisor, Cory Lakes CDD						
Seat 5						
(VOTE FOR) 1						
Cynthia McIntyre	4	80.00	4	0	0	0
Sid Shah.	1	20.00	1	0	0	0
Over Votes	2		2	0	0	0
Under Votes	6		6	0	0	0

Supervisor, Covington Park CDD						
Seat 2						
(VOTE FOR) 1						
Stephen J. Brown	2	40.00	2	0	0	0
Teresa Elaine Reidt	3	60.00	3	0	0	0
Over Votes	4		4	0	0	0
Under Votes	13		13	0	0	0

Supervisor, Covington Park CDD						
Seat 3						
(VOTE FOR) 1						
Ronald Blue.	1	16.67	1	0	0	0
William C. Gallen.	5	83.33	5	0	0	0
Over Votes	4		4	0	0	0
Under Votes	12		12	0	0	0

Supervisor, The Hammocks CDD						
Seat 3						
(VOTE FOR) 1						
Sandra Dee Hensley-Oram.	2	28.57	1	1	0	0
Michelle Rodriguez	5	71.43	4	1	0	0
Over Votes	6		5	1	0	0
Under Votes	3		3	0	0	0

Supervisor, The Hammocks CDD						
Seat 4						
(VOTE FOR) 1						
William Jeff Bryson	1	14.29	1	0	0	0
Mike Henke	6	85.71	4	2	0	0
Over Votes	6		5	1	0	0
Under Votes	3		3	0	0	0

	TOTAL VOTES	%	AV-	EV-	ED-	PV-
Supervisor, Harbor Bay CDD						
Seat 1						
(VOTE FOR) 1						
Michael Rodriguez	2	28.57	2	0	0	0
Ryan Wick	5	71.43	5	0	0	0
Over Votes	1		1	0	0	0
Under Votes	7		6	1	0	0

Supervisor, Harbor Bay CDD						
Seat 3						
(VOTE FOR) 1						
Horace Robert Lynch Sr	2	33.33	2	0	0	0
Dean L. Walters	4	66.67	4	0	0	0
Over Votes	1		1	0	0	0
Under Votes	8		7	1	0	0

Supervisor, Heritage Harbor CDD						
Seat 5						
(VOTE FOR) 1						
Benjamin L. DeLaney	5	62.50	5	0	0	0
David Penzer	3	37.50	3	0	0	0
Over Votes	4		4	0	0	0
Under Votes	2		2	0	0	0

Supervisor, K-Bar Ranch CDD						
Seat 5						
(VOTE FOR) 1						
Frank E. Morales	3	60.00	3	0	0	0
Christiane Rinck	2	40.00	2	0	0	0
Over Votes	4		4	0	0	0
Under Votes	5		5	0	0	0

Supervisor, Rivercrest CDD						
Seat 2						
(VOTE FOR) 1						
Edward Lamp II.	6	60.00	5	1	0	0
Joseph Allen McGee	4	40.00	4	0	0	0
Over Votes	3		3	0	0	0
Under Votes	2		2	0	0	0

Supervisor, South Fork East CDD						
Seat 4						
(VOTE FOR) 1						
Karen Gagliardi	5	55.56	5	0	0	0
Eric Spann	4	44.44	4	0	0	0
Over Votes	3		3	0	0	0
Under Votes	2		2	0	0	0

	TOTAL VOTES	%	AV-	EV-	ED-	PV-
Supervisor, Tampa Palms OST CDD						
Seat 1						
(VOTE FOR) 1						
Rafael Cubas	6	75.00	4	2	0	0
Fred Pfister	2	25.00	2	0	0	0
Over Votes	4		3	1	0	0
Under Votes	1		1	0	0	0

Supervisor, Tampa Palms OST CDD						
Seat 3						
(VOTE FOR) 1						
Pamela Cubas	6	75.00	4	2	0	0
Jay Krause	2	25.00	2	0	0	0
Over Votes	4		3	1	0	0
Under Votes	1		1	0	0	0

Supervisor, Waterleaf CDD						
Seat 3						
(VOTE FOR) 1						
Robert R. Bishop	3	42.86	2	1	0	0
Bob Crespo	4	57.14	3	1	0	0
Over Votes	1		1	0	0	0
Under Votes	7		6	1	0	0

Supervisor, Waterleaf CDD						
Seat 5						
(VOTE FOR) 1						
Robert S. Bernardo	2	28.57	2	0	0	0
James R. Ciciora	5	71.43	3	2	0	0
Over Votes	1		1	0	0	0
Under Votes	7		6	1	0	0

Supervisor, Westchase CDD						
Seat 2						
(VOTE FOR) 1						
Christopher "Chris" Barrett	6	66.67	5	1	0	0
Basil Anthony Piazza	3	33.33	3	0	0	0
Over Votes	2		2	0	0	0
Under Votes	1		1	0	0	0

Temple Terrace City Council						
(VOTE FOR) 3						
James Chambers	18	17.31	16	1	1	0
Alison McGillivray Fernandez	29	27.88	27	0	2	0
Robert "Bob" Friedman	33	31.73	26	4	3	0
Gil Schisler	17	16.35	13	3	1	0
Brandon Smith	7	6.73	1	4	2	0
Over Votes	18		15	0	3	0
Under Votes	79		58	0	21	0

	TOTAL VOTES	%	AV-	EV-	ED-	PV-
No. 1 Constitutional Amendment						
(VOTE FOR) 1						
Yes	526	50.87	468	33	25	0
No.	508	49.13	405	53	50	0
Over Votes	46		2	19	25	0
Under Votes	500		253	72	175	0
No. 2 Constitutional Amendment						
(VOTE FOR) 1						
Yes	529	51.26	468	36	25	0
No.	503	48.74	405	48	50	0
Over Votes	45		2	18	25	0
Under Votes	503		253	75	175	0
No. 3 Constitutional Amendment						
(VOTE FOR) 1						
Yes	526	50.97	468	33	25	0
No.	506	49.03	405	51	50	0
Over Votes	45		2	18	25	0
Under Votes	503		253	75	175	0
Hillsborough County Referendum						
(VOTE FOR) 1						
Yes	530	51.21	468	37	25	0
No.	505	48.79	405	50	50	0
Over Votes	46		3	18	25	0
Under Votes	499		252	72	175	0
City of Temple Terrace Question						
(VOTE FOR) 1						
Yes	16	50.00	15	0	1	0
No.	16	50.00	13	1	2	0
Over Votes	4		3	0	1	0
Under Votes	31		21	3	7	0
Lake Magdalene Special Tax District Referendum						
(VOTE FOR) 1						
Yes	4	50.00	4	0	0	0
No.	4	50.00	3	1	0	0
Over Votes	2		2	0	0	0
Under Votes	1		1	0	0	0

Run Date:10/06/22 11:53 AM

Report EL45A Page 001

	TOTAL VOTES	%	AV-	EV-	ED-	PV-
PRECINCTS COUNTED (OF 448).	0					
REGISTERED VOTERS - TOTAL	0					
BALLOTS CAST - TOTAL.	0		0	0	0	0
BALLOTS CAST - BLANK.	0		0	0	0	0
United States Senator						
(VOTE FOR) 1						
Marco Rubio (REP).	0		0	0	0	0
Val Demings (DEM).	0		0	0	0	0
Dennis Misigoy (LPF).	0		0	0	0	0
Steven B. Grant (NPA)	0		0	0	0	0
Tuan TQ Nguyen (NPA).	0		0	0	0	0
WRITE-IN.	0		0	0	0	0
Over Votes	0		0	0	0	0
Under Votes	0		0	0	0	0
Representative in Congress District 14						
(VOTE FOR) 1						
James Judge (REP).	0		0	0	0	0
Kathy Castor (DEM)	0		0	0	0	0
Over Votes	0		0	0	0	0
Under Votes	0		0	0	0	0
Representative in Congress District 15						
(VOTE FOR) 1						
Laurel Lee (REP)	0		0	0	0	0
Alan M. Cohn (DEM)	0		0	0	0	0
Over Votes	0		0	0	0	0
Under Votes	0		0	0	0	0
Representative in Congress District 16						
(VOTE FOR) 1						
Vern Buchanan (REP)	0		0	0	0	0
Jan Schneider (DEM)	0		0	0	0	0
WRITE-IN.	0		0	0	0	0
Over Votes	0		0	0	0	0
Under Votes	0		0	0	0	0
Governor and Lieutenant Governor						
(VOTE FOR) 1						
Ron DeSantis (REP)	0		0	0	0	0
Charlie Crist (DEM)	0		0	0	0	0
Hector Roos (LPF).	0		0	0	0	0
Carmen Jackie Gimenez (NPA)	0		0	0	0	0
Over Votes	0		0	0	0	0
Under Votes	0		0	0	0	0
Attorney General						
(VOTE FOR) 1						
Ashley Moody (REP)	0		0	0	0	0
Aramis Ayala (DEM)	0		0	0	0	0
Over Votes	0		0	0	0	0
Under Votes	0		0	0	0	0

Margaret R. Tucker
 10/06/2022
Annmarie [unclear]
 10/6/22
Craig [unclear]
 10/6/2022

Run Date:10/06/22 11:53 AM

Report EL45A Page 002

	TOTAL VOTES	%	AV-	EV-	ED-	PV-
Chief Financial Officer						
(VOTE FOR) 1						
Jimmy Patronis (REP)	0		0	0	0	0
Adam Hattersley (DEM)	0		0	0	0	0
Over Votes	0		0	0	0	0
Under Votes	0		0	0	0	0
Commissioner of Agriculture						
(VOTE FOR) 1						
Wilton Simpson (REP)	0		0	0	0	0
Naomi Esther Blemur (DEM)	0		0	0	0	0
Over Votes	0		0	0	0	0
Under Votes	0		0	0	0	0
State Senator District 14						
(VOTE FOR) 1						
Jay Collins (REP)	0		0	0	0	0
Janet Cruz (DEM)	0		0	0	0	0
Over Votes	0		0	0	0	0
Under Votes	0		0	0	0	0
State Senator District 16						
(VOTE FOR) 1						
Christina B. Paylan (REP)	0		0	0	0	0
Darryl Ervin Rouson (DEM)	0		0	0	0	0
Over Votes	0		0	0	0	0
Under Votes	0		0	0	0	0
State Senator District 23						
(VOTE FOR) 1						
Danny Burgess (REP)	0		0	0	0	0
Mike Harvey (DEM)	0		0	0	0	0
Over Votes	0		0	0	0	0
Under Votes	0		0	0	0	0
State Representative District 62						
(VOTE FOR) 1						
Jeremy M. Brown (REP)	0		0	0	0	0
Michele K. Rayner (DEM)	0		0	0	0	0
Over Votes	0		0	0	0	0
Under Votes	0		0	0	0	0
State Representative District 64						
(VOTE FOR) 1						
Maura Cruz Lanz (REP)	0		0	0	0	0
Susan L. Valdes (DEM)	0		0	0	0	0
Over Votes	0		0	0	0	0
Under Votes	0		0	0	0	0

Run Date:10/06/22 11:53 AM

Report EL45A Page 003

	TOTAL VOTES	%	AV-	EV-	ED-	PV-
State Representative District 65						
(VOTE FOR) 1						
Karen Gonzalez Pittman (REP)	0		0	0	0	0
Jen McDonald (DEM)	0		0	0	0	0
Over Votes	0		0	0	0	0
Under Votes	0		0	0	0	0
State Representative District 66						
(VOTE FOR) 1						
Traci Koster (REP)	0		0	0	0	0
David Tillery (DEM)	0		0	0	0	0
Over Votes	0		0	0	0	0
Under Votes	0		0	0	0	0
State Representative District 67						
(VOTE FOR) 1						
Lisette Bonano (REP)	0		0	0	0	0
Fentrice Driskell (DEM)	0		0	0	0	0
Over Votes	0		0	0	0	0
Under Votes	0		0	0	0	0
State Representative District 68						
(VOTE FOR) 1						
Lawrence McClure (REP)	0		0	0	0	0
Lorissa Wright (DEM)	0		0	0	0	0
Over Votes	0		0	0	0	0
Under Votes	0		0	0	0	0
State Representative District 69						
(VOTE FOR) 1						
Daniel "Danny" Alvarez (REP)	0		0	0	0	0
Andrew Learned (DEM)	0		0	0	0	0
Over Votes	0		0	0	0	0
Under Votes	0		0	0	0	0
State Representative District 70						
(VOTE FOR) 1						
Mike Beltran (REP)	0		0	0	0	0
Eleuterio "Junior" Salazar Jr (DEM)	0		0	0	0	0
Over Votes	0		0	0	0	0
Under Votes	0		0	0	0	0
Board of County Commissioners District 1						
(VOTE FOR) 1						
Scott D. Levinson (REP)	0		0	0	0	0
Harry Cohen (DEM)	0		0	0	0	0
Over Votes	0		0	0	0	0
Under Votes	0		0	0	0	0

Run Date:10/06/22 11:53 AM

Report EL45A Page 004

	TOTAL VOTES	%	AV-	EV-	ED-	PV-
Board of County Commissioners District 2						
(VOTE FOR) 1						
Ken Hagan (REP)	0		0	0	0	0
Angela Birdsong (DEM)	0		0	0	0	0
Over Votes	0		0	0	0	0
Under Votes	0		0	0	0	0
Board of County Commissioners District 5						
(VOTE FOR) 1						
Donna Cameron Cepeda (REP)	0		0	0	0	0
Mariella Smith (DEM)	0		0	0	0	0
Over Votes	0		0	0	0	0
Under Votes	0		0	0	0	0
Board of County Commissioners District 7						
(VOTE FOR) 1						
Joshua Wostal (REP)	0		0	0	0	0
Kimberly Overman (DEM)	0		0	0	0	0
Over Votes	0		0	0	0	0
Under Votes	0		0	0	0	0
Justice of the Supreme Court;						
Retain Charles T. Canady						
(VOTE FOR) 1						
Yes	0		0	0	0	0
No.	0		0	0	0	0
Over Votes	0		0	0	0	0
Under Votes	0		0	0	0	0
Justice of the Supreme Court;						
Retain John D. Courierl						
(VOTE FOR) 1						
Yes	0		0	0	0	0
No.	0		0	0	0	0
Over Votes	0		0	0	0	0
Under Votes	0		0	0	0	0
Justice of the Supreme Court;						
Retain Jamie Grosshans						
(VOTE FOR) 1						
Yes	0		0	0	0	0
No.	0		0	0	0	0
Over Votes	0		0	0	0	0
Under Votes	0		0	0	0	0
Justice of the Supreme Court;						
Retain Jorge Labarga						
(VOTE FOR) 1						
Yes	0		0	0	0	0
No.	0		0	0	0	0
Over Votes	0		0	0	0	0
Under Votes	0		0	0	0	0

Run Date:10/06/22 11:53 AM

Report EL45A Page 005

	TOTAL VOTES	%	AV-	EV-	ED-	PV-
Justice of the Supreme Court;						
Retain Ricky Polston						
(VOTE FOR) 1						
Yes	0		0	0	0	0
No.	0		0	0	0	0
Over Votes	0		0	0	0	0
Under Votes	0		0	0	0	0
District Court of Appeal;						
Retain Patricia Joan Kelly						
(VOTE FOR) 1						
Yes	0		0	0	0	0
No.	0		0	0	0	0
Over Votes	0		0	0	0	0
Under Votes	0		0	0	0	0
District Court of Appeal;						
Retain Nelly N. Khouzam						
(VOTE FOR) 1						
Yes	0		0	0	0	0
No.	0		0	0	0	0
Over Votes	0		0	0	0	0
Under Votes	0		0	0	0	0
District Court of Appeal;						
Retain Suzanne Y. Labrit						
(VOTE FOR) 1						
Yes	0		0	0	0	0
No.	0		0	0	0	0
Over Votes	0		0	0	0	0
Under Votes	0		0	0	0	0
District Court of Appeal;						
Retain Matt Lucas						
(VOTE FOR) 1						
Yes	0		0	0	0	0
No.	0		0	0	0	0
Over Votes	0		0	0	0	0
Under Votes	0		0	0	0	0
District Court of Appeal;						
Retain Robert Morris						
(VOTE FOR) 1						
Yes	0		0	0	0	0
No.	0		0	0	0	0
Over Votes	0		0	0	0	0
Under Votes	0		0	0	0	0

Run Date:10/06/22 11:53 AM

Report EL45A

Page 006

	TOTAL VOTES	%	AV-	EV-	ED-	PV-
District Court of Appeal; Retain Stevan Travis Northcutt (VOTE FOR) 1						
Yes	0		0	0	0	0
No.	0		0	0	0	0
Over Votes	0		0	0	0	0
Under Votes	0		0	0	0	0
District Court of Appeal; Retain John K. Stargel (VOTE FOR) 1						
Yes	0		0	0	0	0
No.	0		0	0	0	0
Over Votes	0		0	0	0	0
Under Votes	0		0	0	0	0
District Court of Appeal; Retain Craig C. Villanti (VOTE FOR) 1						
Yes	0		0	0	0	0
No.	0		0	0	0	0
Over Votes	0		0	0	0	0
Under Votes	0		0	0	0	0
County Court Judge Group 14 (VOTE FOR) 1						
Melissa Black	0		0	0	0	0
Mike Isaak	0		0	0	0	0
Over Votes	0		0	0	0	0
Under Votes	0		0	0	0	0
Soil and Water Conservation District Group 2 (VOTE FOR) 1						
Ryan Gill	0		0	0	0	0
Kim "Klarc" O'Connor	0		0	0	0	0
Over Votes	0		0	0	0	0
Under Votes	0		0	0	0	0
Soil and Water Conservation District Group 3 (VOTE FOR) 1						
David Maynard	0		0	0	0	0
Adam Young	0		0	0	0	0
Over Votes	0		0	0	0	0
Under Votes	0		0	0	0	0
Supervisor, Arbor Greene CDD Seat 1 (VOTE FOR) 1						
Mike Candella	0		0	0	0	0
Kevin R. Kerrigan	0		0	0	0	0
Over Votes	0		0	0	0	0
Under Votes	0		0	0	0	0

Run Date:10/06/22 11:53 AM

Report EL45A Page 007

	TOTAL VOTES	%	AV-	EV-	ED-	PV-
Supervisor, Arbor Greene CDD						
Seat 2						
(VOTE FOR) 1						
Adam Bell	0		0	0	0	0
Matt Dykeman	0		0	0	0	0
Thomson George.	0		0	0	0	0
Susan A. Waldman	0		0	0	0	0
Over Votes	0		0	0	0	0
Under Votes	0		0	0	0	0

Supervisor, Cory Lakes CDD						
Seat 5						
(VOTE FOR) 1						
Cynthia McIntyre	0		0	0	0	0
Sid Shah.	0		0	0	0	0
Over Votes	0		0	0	0	0
Under Votes	0		0	0	0	0

Supervisor, Covington Park CDD						
Seat 2						
(VOTE FOR) 1						
Stephen J. Brown	0		0	0	0	0
Teresa Elaine Reidt	0		0	0	0	0
Over Votes	0		0	0	0	0
Under Votes	0		0	0	0	0

Supervisor, Covington Park CDD						
Seat 3						
(VOTE FOR) 1						
Ronald Blue.	0		0	0	0	0
William C. Gallen.	0		0	0	0	0
Over Votes	0		0	0	0	0
Under Votes	0		0	0	0	0

Supervisor, The Hammocks CDD						
Seat 3						
(VOTE FOR) 1						
Sandra Dee Hensley-Oram.	0		0	0	0	0
Michelle Rodriguez	0		0	0	0	0
Over Votes	0		0	0	0	0
Under Votes	0		0	0	0	0

Supervisor, The Hammocks CDD						
Seat 4						
(VOTE FOR) 1						
William Jeff Bryson	0		0	0	0	0
Mike Henke	0		0	0	0	0
Over Votes	0		0	0	0	0
Under Votes	0		0	0	0	0

Run Date:10/06/22 11:53 AM

Report EL45A

Page 008

	TOTAL VOTES	%	AV-	EV-	ED-	PV-
Supervisor, Harbor Bay CDD						
Seat 1						
(VOTE FOR) 1						
Michael Rodriguez	0		0	0	0	0
Ryan Wick	0		0	0	0	0
Over Votes	0		0	0	0	0
Under Votes	0		0	0	0	0

Supervisor, Harbor Bay CDD						
Seat 3						
(VOTE FOR) 1						
Horace Robert Lynch Sr	0		0	0	0	0
Dean L. Walters	0		0	0	0	0
Over Votes	0		0	0	0	0
Under Votes	0		0	0	0	0

Supervisor, Heritage Harbor CDD						
Seat 5						
(VOTE FOR) 1						
Benjamin L. Delaney	0		0	0	0	0
David Penzer	0		0	0	0	0
Over Votes	0		0	0	0	0
Under Votes	0		0	0	0	0

Supervisor, K-Bar Ranch CDD						
Seat 5						
(VOTE FOR) 1						
Frank E. Morales	0		0	0	0	0
Christiane Rinck	0		0	0	0	0
Over Votes	0		0	0	0	0
Under Votes	0		0	0	0	0

Supervisor, Rivercrest CDD						
Seat 2						
(VOTE FOR) 1						
Edward Lamp II.	0		0	0	0	0
Joseph Allen McGee	0		0	0	0	0
Over Votes	0		0	0	0	0
Under Votes	0		0	0	0	0

Supervisor, South Fork East CDD						
Seat 4						
(VOTE FOR) 1						
Karen Gagliardi	0		0	0	0	0
Eric Spann	0		0	0	0	0
Over Votes	0		0	0	0	0
Under Votes	0		0	0	0	0

Run Date:10/06/22 11:53 AM

Report EL45A Page 009

	TOTAL VOTES	%	AV-	EV-	ED-	PV-
Supervisor, Tampa Palms OST CDD						
Seat 1						
(VOTE FOR) 1						
Rafael Cubas	0		0	0	0	0
Fred Pfister	0		0	0	0	0
Over Votes	0		0	0	0	0
Under Votes	0		0	0	0	0

Supervisor, Tampa Palms OST CDD						
Seat 3						
(VOTE FOR) 1						
Pamela Cubas	0		0	0	0	0
Jay Krause	0		0	0	0	0
Over Votes	0		0	0	0	0
Under Votes	0		0	0	0	0

Supervisor, Waterleaf CDD						
Seat 3						
(VOTE FOR) 1						
Robert R. Bishop	0		0	0	0	0
Bob Crespo	0		0	0	0	0
Over Votes	0		0	0	0	0
Under Votes	0		0	0	0	0

Supervisor, Waterleaf CDD						
Seat 5						
(VOTE FOR) 1						
Robert S. Bernardo	0		0	0	0	0
James R. Ciciora	0		0	0	0	0
Over Votes	0		0	0	0	0
Under Votes	0		0	0	0	0

Supervisor, Westchase CDD						
Seat 2						
(VOTE FOR) 1						
Christopher "Chris" Barrett	0		0	0	0	0
Basil Anthony Piazza	0		0	0	0	0
Over Votes	0		0	0	0	0
Under Votes	0		0	0	0	0

Temple Terrace City Council						
(VOTE FOR) 3						
James Chambers	0		0	0	0	0
Alison McGillivray Fernandez	0		0	0	0	0
Robert "Bob" Friedman	0		0	0	0	0
Gil Schisler	0		0	0	0	0
Brandon Smith	0		0	0	0	0
Over Votes	0		0	0	0	0
Under Votes	0		0	0	0	0

Run Date:10/06/22 11:53 AM

Report EL45A Page 010

	TOTAL VOTES	%	AV-	EV-	ED-	PV-
No. 1 Constitutional Amendment						
(VOTE FOR) 1						
Yes	0		0	0	0	0
No.	0		0	0	0	0
Over Votes	0		0	0	0	0
Under Votes	0		0	0	0	0
No. 2 Constitutional Amendment						
(VOTE FOR) 1						
Yes	0		0	0	0	0
No.	0		0	0	0	0
Over Votes	0		0	0	0	0
Under Votes	0		0	0	0	0
No. 3 Constitutional Amendment						
(VOTE FOR) 1						
Yes	0		0	0	0	0
No.	0		0	0	0	0
Over Votes	0		0	0	0	0
Under Votes	0		0	0	0	0
Hillsborough County Referendum						
(VOTE FOR) 1						
Yes	0		0	0	0	0
No.	0		0	0	0	0
Over Votes	0		0	0	0	0
Under Votes	0		0	0	0	0
City of Temple Terrace Question						
(VOTE FOR) 1						
Yes	0		0	0	0	0
No.	0		0	0	0	0
Over Votes	0		0	0	0	0
Under Votes	0		0	0	0	0
Lake Magdalene Special Tax District Referendum						
(VOTE FOR) 1						
Yes	0		0	0	0	0
No.	0		0	0	0	0
Over Votes	0		0	0	0	0
Under Votes	0		0	0	0	0

L&A Zero Report

Hillsborough County, FL, General, 11/8/2022

All Precincts, All Districts, All Counter Groups, All ScanStations, All Contests, All Boxes

Total Ballots Cast: 0

Page: 1 of 7
2022-10-06
10:55:00

Choice	Votes	Vote %	AB	ED	EV	PR
--------	-------	--------	----	----	----	----

All Precincts

United States Senator (Vote for 1)

0 ballots (0 over voted ballots, 0 overvotes, 0 blank voted)

Marco Rubio	0	0.00%	0	0	0	0
Val Demings	0	0.00%	0	0	0	0
Dennis Misigoy	0	0.00%	0	0	0	0
Steven B. Grant	0	0.00%	0	0	0	0
Tuan TQ Nguyen	0	0.00%	0	0	0	0
Write-In	0	0.00%	0	0	0	0
Total	0	0.00%	0	0	0	0

Representative in Congress District 14 (Vote for 1)

0 ballots (0 over voted ballots, 0 overvotes, 0 blank voted)

James Judge	0	0.00%	0	0	0	0
Kathy Castor	0	0.00%	0	0	0	0
Total	0	0.00%	0	0	0	0

Representative in Congress District 15 (Vote for 1)

0 ballots (0 over voted ballots, 0 overvotes, 0 blank voted)

Laurel Lee	0	0.00%	0	0	0	0
Alan M. Cohn	0	0.00%	0	0	0	0
Total	0	0.00%	0	0	0	0

Representative in Congress District 16 (Vote for 1)

0 ballots (0 over voted ballots, 0 overvotes, 0 blank voted)

Vern Buchanan	0	0.00%	0	0	0	0
Jan Schneider	0	0.00%	0	0	0	0
Write-In	0	0.00%	0	0	0	0
Total	0	0.00%	0	0	0	0

Governor and Lieutenant Governor (Vote for 1)

0 ballots (0 over voted ballots, 0 overvotes, 0 blank voted)

Ron DeSantis/Jeanette Nuñez	0	0.00%	0	0	0	0
Charlie Crist/Karla Hernandez	0	0.00%	0	0	0	0
Hector Roos/Jerry "Tub" Rorabaugh	0	0.00%	0	0	0	0
Carmen Jackie Gimenez/Kyle "KC" Gibson	0	0.00%	0	0	0	0
Total	0	0.00%	0	0	0	0

Attorney General (Vote for 1)

0 ballots (0 over voted ballots, 0 overvotes, 0 blank voted)

Ashley Moody	0	0.00%	0	0	0	0
Aramis Ayala	0	0.00%	0	0	0	0
Total	0	0.00%	0	0	0	0

Chief Financial Officer (Vote for 1)

0 ballots (0 over voted ballots, 0 overvotes, 0 blank voted)

Jimmy Patronis	0	0.00%	0	0	0	0
Adam Hattersley	0	0.00%	0	0	0	0
Total	0	0.00%	0	0	0	0

Commissioner of Agriculture (Vote for 1)

0 ballots (0 over voted ballots, 0 overvotes, 0 blank voted)

Wilton Simpson	0	0.00%	0	0	0	0
Naomi Esther Blemur	0	0.00%	0	0	0	0
Total	0	0.00%	0	0	0	0

State Senator District 14 (Vote for 1)

0 ballots (0 over voted ballots, 0 overvotes, 0 blank voted)

Jay Collins	0	0.00%	0	0	0	0
Janet Cruz	0	0.00%	0	0	0	0

Craig Latimer 10/6/2022
American Wellbeing 10/6/2022

Choice	Votes	Vote %	AB	ED	EV	PR
Total	0	0.00%	0	0	0	0

State Senator District 16 (Vote for 1)
0 ballots (0 over voted ballots, 0 overvotes, 0 blank voted)

Christina B. Paylan	0	0.00%	0	0	0	0
Darryl Ervin Rouson	0	0.00%	0	0	0	0
Total	0	0.00%	0	0	0	0

State Senator District 23 (Vote for 1)
0 ballots (0 over voted ballots, 0 overvotes, 0 blank voted)

Danny Burgess	0	0.00%	0	0	0	0
Mike Harvey	0	0.00%	0	0	0	0
Total	0	0.00%	0	0	0	0

State Representative District 62 (Vote for 1)
0 ballots (0 over voted ballots, 0 overvotes, 0 blank voted)

Jeremy M. Brown	0	0.00%	0	0	0	0
Michele K. Rayner	0	0.00%	0	0	0	0
Total	0	0.00%	0	0	0	0

State Representative District 64 (Vote for 1)
0 ballots (0 over voted ballots, 0 overvotes, 0 blank voted)

Maura Cruz Lanz	0	0.00%	0	0	0	0
Susan L. Valdés	0	0.00%	0	0	0	0
Total	0	0.00%	0	0	0	0

State Representative District 65 (Vote for 1)
0 ballots (0 over voted ballots, 0 overvotes, 0 blank voted)

Karen Gonzalez Pittman	0	0.00%	0	0	0	0
Jen McDonald	0	0.00%	0	0	0	0
Total	0	0.00%	0	0	0	0

State Representative District 66 (Vote for 1)
0 ballots (0 over voted ballots, 0 overvotes, 0 blank voted)

Traci Koster	0	0.00%	0	0	0	0
David Tillery	0	0.00%	0	0	0	0
Total	0	0.00%	0	0	0	0

State Representative District 67 (Vote for 1)
0 ballots (0 over voted ballots, 0 overvotes, 0 blank voted)

Lisette Bonano	0	0.00%	0	0	0	0
Fentrice Driskell	0	0.00%	0	0	0	0
Total	0	0.00%	0	0	0	0

State Representative District 68 (Vote for 1)
0 ballots (0 over voted ballots, 0 overvotes, 0 blank voted)

Lawrence McClure	0	0.00%	0	0	0	0
Lorissa Wright	0	0.00%	0	0	0	0
Total	0	0.00%	0	0	0	0

State Representative District 69 (Vote for 1)
0 ballots (0 over voted ballots, 0 overvotes, 0 blank voted)

Daniel "Danny" Alvarez	0	0.00%	0	0	0	0
Andrew Learned	0	0.00%	0	0	0	0
Total	0	0.00%	0	0	0	0

State Representative District 70 (Vote for 1)
0 ballots (0 over voted ballots, 0 overvotes, 0 blank voted)

Mike Beltran	0	0.00%	0	0	0	0
--------------	---	-------	---	---	---	---

Choice	Votes	Vote %	AB	ED	EV	PR
Eleuterio "Junior" Salazar Jr	0	0.00%	0	0	0	0
Total	0	0.00%	0	0	0	0

Board of County Commissioners District 1 (Vote for 1)
0 ballots (0 over voted ballots, 0 overvotes, 0 blank voted)

Scott D. Levinson	0	0.00%	0	0	0	0
Harry Cohen	0	0.00%	0	0	0	0
Total	0	0.00%	0	0	0	0

Board of County Commissioners District 2 (Vote for 1)
0 ballots (0 over voted ballots, 0 overvotes, 0 blank voted)

Ken Hagan	0	0.00%	0	0	0	0
Angela Birdsong	0	0.00%	0	0	0	0
Total	0	0.00%	0	0	0	0

Board of County Commissioners District 5 (Vote for 1)
0 ballots (0 over voted ballots, 0 overvotes, 0 blank voted)

Donna Cameron Cepeda	0	0.00%	0	0	0	0
Mariella Smith	0	0.00%	0	0	0	0
Total	0	0.00%	0	0	0	0

Board of County Commissioners District 7 (Vote for 1)
0 ballots (0 over voted ballots, 0 overvotes, 0 blank voted)

Joshua Wostal	0	0.00%	0	0	0	0
Kimberly Overman	0	0.00%	0	0	0	0
Total	0	0.00%	0	0	0	0

Shall Justice Charles T. Canady of the Supreme ... (Vote for 1)
0 ballots (0 over voted ballots, 0 overvotes, 0 blank voted)

Yes	0	0.00%	0	0	0	0
No	0	0.00%	0	0	0	0
Total	0	0.00%	0	0	0	0

Shall Justice John D. Couriel of the Supreme ... (Vote for 1)
0 ballots (0 over voted ballots, 0 overvotes, 0 blank voted)

Yes	0	0.00%	0	0	0	0
No	0	0.00%	0	0	0	0
Total	0	0.00%	0	0	0	0

Shall Justice Jamie Grosshans of the Supreme ... (Vote for 1)
0 ballots (0 over voted ballots, 0 overvotes, 0 blank voted)

Yes	0	0.00%	0	0	0	0
No	0	0.00%	0	0	0	0
Total	0	0.00%	0	0	0	0

Shall Justice Jorge Labarga of the Supreme Court ... (Vote for 1)
0 ballots (0 over voted ballots, 0 overvotes, 0 blank voted)

Yes	0	0.00%	0	0	0	0
No	0	0.00%	0	0	0	0
Total	0	0.00%	0	0	0	0

Shall Justice Ricky Polston of the Supreme Court ... (Vote for 1)
0 ballots (0 over voted ballots, 0 overvotes, 0 blank voted)

Yes	0	0.00%	0	0	0	0
No	0	0.00%	0	0	0	0
Total	0	0.00%	0	0	0	0

Choice	Votes	Vote %	AB	ED	EV	PR
Shall Judge Patricia Joan Kelly of the Second ... (Vote for 1)						
0 ballots (0 over voted ballots, 0 overvotes, 0 blank voted)						
Yes	0	0.00%	0	0	0	0
No	0	0.00%	0	0	0	0
Total	0	0.00%	0	0	0	0
Shall Judge Nelly N. Khouzam of the Second ... (Vote for 1)						
0 ballots (0 over voted ballots, 0 overvotes, 0 blank voted)						
Yes	0	0.00%	0	0	0	0
No	0	0.00%	0	0	0	0
Total	0	0.00%	0	0	0	0
Shall Judge Suzanne Y. Labrit of the Second ... (Vote for 1)						
0 ballots (0 over voted ballots, 0 overvotes, 0 blank voted)						
Yes	0	0.00%	0	0	0	0
No	0	0.00%	0	0	0	0
Total	0	0.00%	0	0	0	0
Shall Judge Matt Lucas of the Second District ... (Vote for 1)						
0 ballots (0 over voted ballots, 0 overvotes, 0 blank voted)						
Yes	0	0.00%	0	0	0	0
No	0	0.00%	0	0	0	0
Total	0	0.00%	0	0	0	0
Shall Judge Robert Morris of the Second District ... (Vote for 1)						
0 ballots (0 over voted ballots, 0 overvotes, 0 blank voted)						
Yes	0	0.00%	0	0	0	0
No	0	0.00%	0	0	0	0
Total	0	0.00%	0	0	0	0
Shall Judge Stevan Travis Northcutt of the Second ... (Vote for 1)						
0 ballots (0 over voted ballots, 0 overvotes, 0 blank voted)						
Yes	0	0.00%	0	0	0	0
No	0	0.00%	0	0	0	0
Total	0	0.00%	0	0	0	0
Shall Judge John K. Stargel of the Second ... (Vote for 1)						
0 ballots (0 over voted ballots, 0 overvotes, 0 blank voted)						
Yes	0	0.00%	0	0	0	0
No	0	0.00%	0	0	0	0
Total	0	0.00%	0	0	0	0
Shall Judge Craig C. Viiianti of the Second ... (Vote for 1)						
0 ballots (0 over voted ballots, 0 overvotes, 0 blank voted)						
Yes	0	0.00%	0	0	0	0
No	0	0.00%	0	0	0	0
Total	0	0.00%	0	0	0	0
County Court Judge Group 14 (Vote for 1)						
0 ballots (0 over voted ballots, 0 overvotes, 0 blank voted)						
Melissa Black	0	0.00%	0	0	0	0
Mike Isaak	0	0.00%	0	0	0	0
Total	0	0.00%	0	0	0	0
Soil and Water Conservation District Group 2 (Vote for 1)						
0 ballots (0 over voted ballots, 0 overvotes, 0 blank voted)						
Ryan Gill	0	0.00%	0	0	0	0
Kim "Klarc" O'Connor	0	0.00%	0	0	0	0

Choice	Votes	Vote %	AB	ED	EV	PR
Total	0	0.00%	0	0	0	0

Soil and Water Conservation District Group 3 (Vote for 1)
0 ballots (0 over voted ballots, 0 overvotes, 0 blank voted)

David Maynard	0	0.00%	0	0	0	0
Adam Young	0	0.00%	0	0	0	0
Total	0	0.00%	0	0	0	0

Supervisor, Arbor Greene CDD Seat 1 (Vote for 1)
0 ballots (0 over voted ballots, 0 overvotes, 0 blank voted)

Mike Candella	0	0.00%	0	0	0	0
Kevin R. Kerrigan	0	0.00%	0	0	0	0
Total	0	0.00%	0	0	0	0

Supervisor, Arbor Greene CDD Seat 2 (Vote for 1)
0 ballots (0 over voted ballots, 0 overvotes, 0 blank voted)

Adam Bell	0	0.00%	0	0	0	0
Matt Dykeman	0	0.00%	0	0	0	0
Thomson George	0	0.00%	0	0	0	0
Susan A. Waldman	0	0.00%	0	0	0	0
Total	0	0.00%	0	0	0	0

Supervisor, Cory Lakes CDD Seat 5 (Vote for 1)
0 ballots (0 over voted ballots, 0 overvotes, 0 blank voted)

Cynthia McIntyre	0	0.00%	0	0	0	0
Sid Shah	0	0.00%	0	0	0	0
Total	0	0.00%	0	0	0	0

Supervisor, Covington Park CDD Seat 2 (Vote for 1)
0 ballots (0 over voted ballots, 0 overvotes, 0 blank voted)

Stephen J. Brown	0	0.00%	0	0	0	0
Teresa Elaine Reidt	0	0.00%	0	0	0	0
Total	0	0.00%	0	0	0	0

Supervisor, Covington Park CDD Seat 3 (Vote for 1)
0 ballots (0 over voted ballots, 0 overvotes, 0 blank voted)

Ronald Blue	0	0.00%	0	0	0	0
William C. Gallen	0	0.00%	0	0	0	0
Total	0	0.00%	0	0	0	0

Supervisor, The Hammocks CDD Seat 3 (Vote for 1)
0 ballots (0 over voted ballots, 0 overvotes, 0 blank voted)

Sandra Dee Hensley-Oram	0	0.00%	0	0	0	0
Michelle Rodriguez	0	0.00%	0	0	0	0
Total	0	0.00%	0	0	0	0

Supervisor, The Hammocks CDD Seat 4 (Vote for 1)
0 ballots (0 over voted ballots, 0 overvotes, 0 blank voted)

William Jeff Bryson	0	0.00%	0	0	0	0
Mike Henke	0	0.00%	0	0	0	0
Total	0	0.00%	0	0	0	0

Supervisor, Harbor Bay CDD Seat 1 (Vote for 1)
0 ballots (0 over voted ballots, 0 overvotes, 0 blank voted)

Michael Rodriguez	0	0.00%	0	0	0	0
Ryan Wick	0	0.00%	0	0	0	0
Total	0	0.00%	0	0	0	0

Choice	Votes	Vote %	AB	ED	EV	PR
Supervisor, Harbor Bay CDD Seat 3 (Vote for 1)						
0 ballots (0 over voted ballots, 0 overvotes, 0 blank voted)						
Horace Robert Lynch Sr	0	0.00%	0	0	0	0
Dean L. Walters	0	0.00%	0	0	0	0
Total	0	0.00%	0	0	0	0
Supervisor, Heritage Harbor CDD Seat 5 (Vote for 1)						
0 ballots (0 over voted ballots, 0 overvotes, 0 blank voted)						
Benjamin L. Delaney	0	0.00%	0	0	0	0
David Penzer	0	0.00%	0	0	0	0
Total	0	0.00%	0	0	0	0
Supervisor, K-Bar Ranch CDD Seat 5 (Vote for 1)						
0 ballots (0 over voted ballots, 0 overvotes, 0 blank voted)						
Frank E. Morales	0	0.00%	0	0	0	0
Christiane Rinck	0	0.00%	0	0	0	0
Total	0	0.00%	0	0	0	0
Supervisor, Rivercrest CDD Seat 2 (Vote for 1)						
0 ballots (0 over voted ballots, 0 overvotes, 0 blank voted)						
Edward Lamp II	0	0.00%	0	0	0	0
Joseph Allen McGee	0	0.00%	0	0	0	0
Total	0	0.00%	0	0	0	0
Supervisor, South Fork East CDD Seat 4 (Vote for 1)						
0 ballots (0 over voted ballots, 0 overvotes, 0 blank voted)						
Karen Gagliardi	0	0.00%	0	0	0	0
Eric Spann	0	0.00%	0	0	0	0
Total	0	0.00%	0	0	0	0
Supervisor, Tampa Palms OST CDD Seat 1 (Vote for 1)						
0 ballots (0 over voted ballots, 0 overvotes, 0 blank voted)						
Rafael Cubas	0	0.00%	0	0	0	0
Fred Pfister	0	0.00%	0	0	0	0
Total	0	0.00%	0	0	0	0
Supervisor, Tampa Palms OST CDD Seat 3 (Vote for 1)						
0 ballots (0 over voted ballots, 0 overvotes, 0 blank voted)						
Pamela Cubas	0	0.00%	0	0	0	0
Jay Krause	0	0.00%	0	0	0	0
Total	0	0.00%	0	0	0	0
Supervisor, Waterleaf CDD Seat 3 (Vote for 1)						
0 ballots (0 over voted ballots, 0 overvotes, 0 blank voted)						
Robert R. Bishop	0	0.00%	0	0	0	0
Bob Crespo	0	0.00%	0	0	0	0
Total	0	0.00%	0	0	0	0
Supervisor, Waterleaf CDD Seat 5 (Vote for 1)						
0 ballots (0 over voted ballots, 0 overvotes, 0 blank voted)						
Robert S. Bernardo	0	0.00%	0	0	0	0
James R. Ciciora	0	0.00%	0	0	0	0
Total	0	0.00%	0	0	0	0
Supervisor, Westchase CDD Seat 2 (Vote for 1)						
0 ballots (0 over voted ballots, 0 overvotes, 0 blank voted)						
Christopher "Chris" Barrett	0	0.00%	0	0	0	0
Basil Anthony Piazza	0	0.00%	0	0	0	0

Choice	Votes	Vote %	AB	ED	EV	PR
Total	0	0.00%	0	0	0	0

Temple Terrace City Council (Vote for 3)
0 ballots (0 over voted ballots, 0 overvotes, 0 undervotes)

James Chambers	0	0.00%	0	0	0	0
Alison McGillivray Fernandez	0	0.00%	0	0	0	0
Robert "Bob" Friedman	0	0.00%	0	0	0	0
Gil Schisler	0	0.00%	0	0	0	0
Brandon Smith	0	0.00%	0	0	0	0
Total	0	0.00%	0	0	0	0

No.1 Constitutional Amendment (Vote for 1)
0 ballots (0 over voted ballots, 0 overvotes, 0 blank voted)

Yes	0	0.00%	0	0	0	0
No	0	0.00%	0	0	0	0
Total	0	0.00%	0	0	0	0

No.2 Constitutional Amendment (Vote for 1)
0 ballots (0 over voted ballots, 0 overvotes, 0 blank voted)

Yes	0	0.00%	0	0	0	0
No	0	0.00%	0	0	0	0
Total	0	0.00%	0	0	0	0

No.3 Constitutional Amendment (Vote for 1)
0 ballots (0 over voted ballots, 0 overvotes, 0 blank voted)

Yes	0	0.00%	0	0	0	0
No	0	0.00%	0	0	0	0
Total	0	0.00%	0	0	0	0

Hillsborough County Referendum (Vote for 1)
0 ballots (0 over voted ballots, 0 overvotes, 0 blank voted)

Yes	0	0.00%	0	0	0	0
No	0	0.00%	0	0	0	0
Total	0	0.00%	0	0	0	0

City of Temple Terrace Question (Vote for 1)
0 ballots (0 over voted ballots, 0 overvotes, 0 blank voted)

Yes for Approval	0	0.00%	0	0	0	0
No against Approval	0	0.00%	0	0	0	0
Total	0	0.00%	0	0	0	0

Lake Magdalene Special Dependent District (Vote for 1)
0 ballots (0 over voted ballots, 0 overvotes, 0 blank voted)

Yes for Approval	0	0.00%	0	0	0	0
No for Rejection	0	0.00%	0	0	0	0
Total	0	0.00%	0	0	0	0

L&A Results
Hillsborough County, FL, General, 11/8/2022
All Precincts, All Districts, All Counter Groups, All ScanStations, All Contests, All Boxes
Total Ballots Cast: 1128

Choice	Votes	Vote %	AB	ED	EV	PR
--------	-------	--------	----	----	----	----

All Precincts

United States Senator (Vote for 1)

1128 ballots (4 over voted ballots, 4 overvotes, 218 blank voted)

Marco Rubio	468	51.66%	468	0	0	0
Val Demings	412	45.47%	412	0	0	0
Dennis Misigoy	8	0.88%	8	0	0	0
Steven B. Grant	7	0.77%	7	0	0	0
Write-In	6	0.66%	6	0	0	0
Tuan TQ Nguyen	5	0.55%	5	0	0	0
Total	906	100.00%	906	0	0	0

Representative in Congress District 14 (Vote for 1)

413 ballots (8 over voted ballots, 8 overvotes, 53 blank voted)

James Judge	188	53.41%	188	0	0	0
Kathy Castor	164	46.59%	164	0	0	0
Total	352	100.00%	352	0	0	0

Representative in Congress District 15 (Vote for 1)

440 ballots (3 over voted ballots, 3 overvotes, 119 blank voted)

Laurel Lee	170	53.46%	170	0	0	0
Alan M. Cohn	148	46.54%	148	0	0	0
Total	318	100.00%	318	0	0	0

Representative in Congress District 16 (Vote for 1)

275 ballots (2 over voted ballots, 2 overvotes, 67 blank voted)

Vern Buchanan	110	53.40%	110	0	0	0
Jan Schneider	93	45.15%	93	0	0	0
Write-In	3	1.46%	3	0	0	0
Total	206	100.00%	206	0	0	0

Governor and Lieutenant Governor (Vote for 1)

1128 ballots (3 over voted ballots, 3 overvotes, 234 blank voted)

Ron DeSantis/Jeanette Nuñez	468	52.53%	468	0	0	0
Charlie Crist/Karla Hernandez	405	45.45%	405	0	0	0
Hector Roos/Jerry "Tub" Rorabaugh	17	1.91%	17	0	0	0
Carmen Jackie Gimenez/Kyle "KC" Gibson	1	0.11%	1	0	0	0
Total	891	100.00%	891	0	0	0

Attorney General (Vote for 1)

1128 ballots (7 over voted ballots, 7 overvotes, 248 blank voted)

Ashley Moody	468	53.61%	468	0	0	0
Aramis Ayala	405	46.39%	405	0	0	0
Total	873	100.00%	873	0	0	0

Chief Financial Officer (Vote for 1)

1128 ballots (7 over voted ballots, 7 overvotes, 248 blank voted)

Jimmy Patronis	468	53.61%	468	0	0	0
Adam Hattersley	405	46.39%	405	0	0	0
Total	873	100.00%	873	0	0	0

Commissioner of Agriculture (Vote for 1)

1128 ballots (7 over voted ballots, 7 overvotes, 248 blank voted)

Wilton Simpson	468	53.61%	468	0	0	0
Naomi Esther Blemur	405	46.39%	405	0	0	0
Total	873	100.00%	873	0	0	0

State Senator District 14 (Vote for 1)

373 ballots (7 over voted ballots, 7 overvotes, 63 blank voted)

Jay Collins	156	51.49%	156	0	0	0
Janet Cruz	147	48.51%	147	0	0	0

Margaret Taylor 10/6/2022
Craig Pateman 10/6/2022
Annunzio Acciambone 10/6/2022

L&A Results
Hillsborough County, FL, General, 11/8/2022
All Precincts, All Districts, All Counter Groups, All Scan Stations, All Contests, All Boxes
Total Ballots Cast: 1128

Page: 2 of 7
2022-10-06
11:40:00

Choice	Votes	Vote %	AB	ED	EV	PR
Total	303	100.00%	303	0	0	0

State Senator District 16 (Vote for 1)

351 ballots (5 over voted ballots, 5 overvotes, 64 blank voted)

Christina B. Paylan	157	55.67%	157	0	0	0
Darryl Ervin Rouson	125	44.33%	125	0	0	0
Total	282	100.00%	282	0	0	0

State Senator District 23 (Vote for 1)

216 ballots (2 over voted ballots, 2 overvotes, 70 blank voted)

Danny Burgess	79	54.86%	79	0	0	0
Mike Harvey	65	45.14%	65	0	0	0
Total	144	100.00%	144	0	0	0

State Representative District 62 (Vote for 1)

59 ballots (1 over voted ballots, 1 overvotes, 3 blank voted)

Jeremy M. Brown	35	63.64%	35	0	0	0
Michele K. Rayner	20	36.36%	20	0	0	0
Total	55	100.00%	55	0	0	0

State Representative District 64 (Vote for 1)

95 ballots (3 over voted ballots, 3 overvotes, 5 blank voted)

Maura Cruz Lanz	45	51.72%	45	0	0	0
Susan L. Valdés	42	48.28%	42	0	0	0
Total	87	100.00%	87	0	0	0

State Representative District 65 (Vote for 1)

136 ballots (7 over voted ballots, 7 overvotes, 26 blank voted)

Karen Gonzalez Pittman	52	50.49%	52	0	0	0
Jen McDonald	51	49.51%	51	0	0	0
Total	103	100.00%	103	0	0	0

State Representative District 66 (Vote for 1)

157 ballots (2 over voted ballots, 2 overvotes, 24 blank voted)

Traci Koster	69	52.67%	69	0	0	0
David Tillery	62	47.33%	62	0	0	0
Total	131	100.00%	131	0	0	0

State Representative District 67 (Vote for 1)

185 ballots (2 over voted ballots, 2 overvotes, 70 blank voted)

Lisette Bonano	60	53.10%	60	0	0	0
Fentrice Driskell	53	46.90%	53	0	0	0
Total	113	100.00%	113	0	0	0

State Representative District 68 (Vote for 1)

93 ballots (3 over voted ballots, 3 overvotes, 2 blank voted)

Lawrence McClure	49	55.68%	49	0	0	0
Lorissa Wright	39	44.32%	39	0	0	0
Total	88	100.00%	88	0	0	0

State Representative District 69 (Vote for 1)

121 ballots (3 over voted ballots, 3 overvotes, 15 blank voted)

Daniel "Danny" Alvarez	54	52.43%	54	0	0	0
Andrew Learned	49	47.57%	49	0	0	0
Total	103	100.00%	103	0	0	0

State Representative District 70 (Vote for 1)

139 ballots (1 over voted ballots, 1 overvotes, 60 blank voted)

Mike Beltran	43	55.13%	43	0	0	0
--------------	----	--------	----	---	---	---

L&A Results
Hillsborough County, FL, General, 11/8/2022
All Precincts, All Districts, All Counter Groups, All ScanStations, All Contests, All Boxes
Total Ballots Cast: 1128

Page: 3 of 7
2022-10-06
11:40:00

Choice	Votes	Vote %	AB	ED	EV	PR
Eleuterio "Junior" Salazar Jr	35	44.87%	35	0	0	0
Total	78	100.00%	78	0	0	0

Board of County Commissioners District 1 (Vote for 1)
265 ballots (7 over voted ballots, 7 overvotes, 40 blank voted)

Scott D. Levinson	112	51.38%	112	0	0	0
Harry Cohen	106	48.62%	106	0	0	0
Total	218	100.00%	218	0	0	0

Board of County Commissioners District 2 (Vote for 1)
370 ballots (3 over voted ballots, 3 overvotes, 116 blank voted)

Ken Hagan	134	53.39%	134	0	0	0
Angela Birdsong	117	46.61%	117	0	0	0
Total	251	100.00%	251	0	0	0

Board of County Commissioners District 5 (Vote for 1)
1128 ballots (7 over voted ballots, 7 overvotes, 248 blank voted)

Donna Cameron Cepeda	468	53.61%	468	0	0	0
Mariella Smith	405	46.39%	405	0	0	0
Total	873	100.00%	873	0	0	0

Board of County Commissioners District 7 (Vote for 1)
1128 ballots (7 over voted ballots, 7 overvotes, 248 blank voted)

Joshua Wostal	468	53.61%	468	0	0	0
Kimberly Overman	405	46.39%	405	0	0	0
Total	873	100.00%	873	0	0	0

Shall Justice Charles T. Canady of the Supreme ... (Vote for 1)
1128 ballots (6 over voted ballots, 6 overvotes, 249 blank voted)

Yes	468	53.61%	468	0	0	0
No	405	46.39%	405	0	0	0
Total	873	100.00%	873	0	0	0

Shall Justice John D. Couriel of the Supreme ... (Vote for 1)
1128 ballots (6 over voted ballots, 6 overvotes, 249 blank voted)

Yes	468	53.61%	468	0	0	0
No	405	46.39%	405	0	0	0
Total	873	100.00%	873	0	0	0

Shall Justice Jamie Grosshans of the Supreme ... (Vote for 1)
1128 ballots (6 over voted ballots, 6 overvotes, 249 blank voted)

Yes	468	53.61%	468	0	0	0
No	405	46.39%	405	0	0	0
Total	873	100.00%	873	0	0	0

Shall Justice Jorge Labarga of the Supreme Court ... (Vote for 1)
1128 ballots (6 over voted ballots, 6 overvotes, 249 blank voted)

Yes	468	53.61%	468	0	0	0
No	405	46.39%	405	0	0	0
Total	873	100.00%	873	0	0	0

Shall Justice Ricky Polston of the Supreme Court ... (Vote for 1)
1128 ballots (6 over voted ballots, 6 overvotes, 249 blank voted)

Yes	468	53.61%	468	0	0	0
No	405	46.39%	405	0	0	0
Total	873	100.00%	873	0	0	0

L&A Results
Hillsborough County, FL, General, 11/8/2022
All Precincts, All Districts, All Counter Groups, All ScanStations, All Contests, All Boxes
Total Ballots Cast: 1128

Page: 4 of 7
2022-10-06
11:40:00

Choice	Votes	Vote %	AB	ED	EV	PR
Shall Judge Patricia Joan Kelly of the Second ... (Vote for 1)						
1128 ballots (6 over voted ballots, 6 overvotes, 249 blank voted)						
Yes	468	53.61%	468	0	0	0
No	405	46.39%	405	0	0	0
Total	873	100.00%	873	0	0	0
Shall Judge Nelly N. Khouzam of the Second ... (Vote for 1)						
1128 ballots (6 over voted ballots, 6 overvotes, 249 blank voted)						
Yes	468	53.61%	468	0	0	0
No	405	46.39%	405	0	0	0
Total	873	100.00%	873	0	0	0
Shall Judge Suzanne Y. Labrit of the Second ... (Vote for 1)						
1128 ballots (6 over voted ballots, 6 overvotes, 249 blank voted)						
Yes	468	53.61%	468	0	0	0
No	405	46.39%	405	0	0	0
Total	873	100.00%	873	0	0	0
Shall Judge Matt Lucas of the Second District ... (Vote for 1)						
1128 ballots (6 over voted ballots, 6 overvotes, 249 blank voted)						
Yes	468	53.61%	468	0	0	0
No	405	46.39%	405	0	0	0
Total	873	100.00%	873	0	0	0
Shall Judge Robert Morris of the Second District ... (Vote for 1)						
1128 ballots (6 over voted ballots, 6 overvotes, 249 blank voted)						
Yes	468	53.61%	468	0	0	0
No	405	46.39%	405	0	0	0
Total	873	100.00%	873	0	0	0
Shall Judge Stevan Travis Northcutt of the Second ... (Vote for 1)						
1128 ballots (6 over voted ballots, 6 overvotes, 249 blank voted)						
Yes	468	53.61%	468	0	0	0
No	405	46.39%	405	0	0	0
Total	873	100.00%	873	0	0	0
Shall Judge John K. Stargel of the Second ... (Vote for 1)						
1128 ballots (6 over voted ballots, 6 overvotes, 249 blank voted)						
Yes	468	53.61%	468	0	0	0
No	405	46.39%	405	0	0	0
Total	873	100.00%	873	0	0	0
Shall Judge Craig C. Villanti of the Second ... (Vote for 1)						
1128 ballots (6 over voted ballots, 6 overvotes, 249 blank voted)						
Yes	468	53.61%	468	0	0	0
No	405	46.39%	405	0	0	0
Total	873	100.00%	873	0	0	0
County Court Judge Group 14 (Vote for 1)						
1128 ballots (6 over voted ballots, 6 overvotes, 249 blank voted)						
Melissa Black	468	53.61%	468	0	0	0
Mike Isaak	405	46.39%	405	0	0	0
Total	873	100.00%	873	0	0	0
Soil and Water Conservation District Group 2 (Vote for 1)						
1128 ballots (6 over voted ballots, 6 overvotes, 248 blank voted)						
Ryan Gill	468	53.55%	468	0	0	0
Kim "Klarc" O'Connor	406	46.45%	406	0	0	0

L&A Results
Hillsborough County, FL, General, 11/8/2022
All Precincts, All Districts, All Counter Groups, All ScanStations, All Contests, All Boxes
Total Ballots Cast: 1128

Page: 5 of 7
2022-10-06
11:40:00

Choice	Votes	Vote %	AB	ED	EV	PR
Total	874	100.00%	874	0	0	0

Soil and Water Conservation District Group 3 (Vote for 1)
1128 ballots (6 over voted ballots, 6 overvotes, 248 blank voted)

David Maynard	469	53.66%	469	0	0	0
Adam Young	405	46.34%	405	0	0	0
Total	874	100.00%	874	0	0	0

Supervisor, Arbor Greene CDD Seat 1 (Vote for 1)
24 ballots (3 over voted ballots, 3 overvotes, 15 blank voted)

Kevin R. Kerrigan	4	66.67%	4	0	0	0
Mike Candella	2	33.33%	2	0	0	0
Total	6	100.00%	6	0	0	0

Supervisor, Arbor Greene CDD Seat 2 (Vote for 1)
24 ballots (6 over voted ballots, 6 overvotes, 7 blank voted)

Susan A. Waldman	5	45.45%	5	0	0	0
Thomson George	3	27.27%	3	0	0	0
Adam Bell	2	18.18%	2	0	0	0
Matt Dykeman	1	9.09%	1	0	0	0
Total	11	100.00%	11	0	0	0

Supervisor, Cory Lakes CDD Seat 5 (Vote for 1)
13 ballots (2 over voted ballots, 2 overvotes, 6 blank voted)

Cynthia McIntyre	4	80.00%	4	0	0	0
Sid Shah	1	20.00%	1	0	0	0
Total	5	100.00%	5	0	0	0

Supervisor, Covington Park CDD Seat 2 (Vote for 1)
22 ballots (4 over voted ballots, 4 overvotes, 13 blank voted)

Teresa Elaine Reidt	3	60.00%	3	0	0	0
Stephen J. Brown	2	40.00%	2	0	0	0
Total	5	100.00%	5	0	0	0

Supervisor, Covington Park CDD Seat 3 (Vote for 1)
22 ballots (4 over voted ballots, 4 overvotes, 12 blank voted)

William C. Gallen	5	83.33%	5	0	0	0
Ronald Blue	1	16.67%	1	0	0	0
Total	6	100.00%	6	0	0	0

Supervisor, The Hammocks CDD Seat 3 (Vote for 1)
13 ballots (5 over voted ballots, 5 overvotes, 3 blank voted)

Michelle Rodriguez	4	80.00%	4	0	0	0
Sandra Dee Hensley-Oram	1	20.00%	1	0	0	0
Total	5	100.00%	5	0	0	0

Supervisor, The Hammocks CDD Seat 4 (Vote for 1)
13 ballots (5 over voted ballots, 5 overvotes, 3 blank voted)

Mike Henke	4	80.00%	4	0	0	0
William Jeff Bryson	1	20.00%	1	0	0	0
Total	5	100.00%	5	0	0	0

Supervisor, Harbor Bay CDD Seat 1 (Vote for 1)
14 ballots (1 over voted ballots, 1 overvotes, 6 blank voted)

Ryan Wick	5	71.43%	5	0	0	0
Michael Rodriguez	2	28.57%	2	0	0	0
Total	7	100.00%	7	0	0	0

L&A Results
Hillsborough County, FL, General, 11/8/2022
All Precincts, All Districts, All Counter Groups, All ScanStations, All Contests, All Boxes
Total Ballots Cast: 1128

Page: 6 of 7
2022-10-06
11:40:00

Choice	Votes	Vote %	AB	ED	EV	PR
Supervisor, Harbor Bay CDD Seat 3 (Vote for 1)						
14 ballots (1 over voted ballots, 1 overvotes, 7 blank voted)						
Dean L. Walters	4	66.67%	4	0	0	0
Horace Robert Lynch Sr	2	33.33%	2	0	0	0
Total	6	100.00%	6	0	0	0
Supervisor, Heritage Harbor CDD Seat 5 (Vote for 1)						
14 ballots (4 over voted ballots, 4 overvotes, 2 blank voted)						
Benjamin L. Delaney	5	62.50%	5	0	0	0
David Penzer	3	37.50%	3	0	0	0
Total	8	100.00%	8	0	0	0
Supervisor, K-Bar Ranch CDD Seat 5 (Vote for 1)						
14 ballots (4 over voted ballots, 4 overvotes, 5 blank voted)						
Frank E. Morales	3	60.00%	3	0	0	0
Christiane Rinck	2	40.00%	2	0	0	0
Total	5	100.00%	5	0	0	0
Supervisor, Rivercrest CDD Seat 2 (Vote for 1)						
14 ballots (3 over voted ballots, 3 overvotes, 2 blank voted)						
Edward Lamp II	5	55.56%	5	0	0	0
Joseph Allen McGee	4	44.44%	4	0	0	0
Total	9	100.00%	9	0	0	0
Supervisor, South Fork East CDD Seat 4 (Vote for 1)						
14 ballots (3 over voted ballots, 3 overvotes, 2 blank voted)						
Karen Gagliardi	5	55.56%	5	0	0	0
Eric Spann	4	44.44%	4	0	0	0
Total	9	100.00%	9	0	0	0
Supervisor, Tampa Palms OST CDD Seat 1 (Vote for 1)						
10 ballots (3 over voted ballots, 3 overvotes, 1 blank voted)						
Rafael Cubas	4	66.67%	4	0	0	0
Fred Pfister	2	33.33%	2	0	0	0
Total	6	100.00%	6	0	0	0
Supervisor, Tampa Palms OST CDD Seat 3 (Vote for 1)						
10 ballots (3 over voted ballots, 3 overvotes, 1 blank voted)						
Pamela Cubas	4	66.67%	4	0	0	0
Jay Krause	2	33.33%	2	0	0	0
Total	6	100.00%	6	0	0	0
Supervisor, Waterleaf CDD Seat 3 (Vote for 1)						
12 ballots (1 over voted ballots, 1 overvotes, 6 blank voted)						
Bob Crespo	3	60.00%	3	0	0	0
Robert R. Bishop	2	40.00%	2	0	0	0
Total	5	100.00%	5	0	0	0
Supervisor, Waterleaf CDD Seat 5 (Vote for 1)						
12 ballots (1 over voted ballots, 1 overvotes, 6 blank voted)						
James R. Ciciora	3	60.00%	3	0	0	0
Robert S. Bernardo	2	40.00%	2	0	0	0
Total	5	100.00%	5	0	0	0
Supervisor, Westchase CDD Seat 2 (Vote for 1)						
11 ballots (2 over voted ballots, 2 overvotes, 1 blank voted)						
Christopher "Chris" Barrett	5	62.50%	5	0	0	0
Basil Anthony Piazza	3	37.50%	3	0	0	0

L&A Results
Hillsborough County, FL, General, 11/8/2022
All Precincts, All Districts, All Counter Groups, All ScanStations, All Contests, All Boxes
Total Ballots Cast: 1128

Choice	Votes	Vote %	AB	ED	EV	PR
Total	8	100.00%	8	0	0	0

Temple Terrace City Council (Vote for 3)

52 ballots (5 over voted ballots, 15 overvotes, 58 undervotes)

Alison McGillivray Fernandez	27	32.53%	27	0	0	0
Robert "Bob" Friedman	26	31.33%	26	0	0	0
James Chambers	16	19.28%	16	0	0	0
Gil Schisler	13	15.66%	13	0	0	0
Brandon Smith	1	1.20%	1	0	0	0
Total	83	100.00%	83	0	0	0

No.1 Constitutional Amendment (Vote for 1)

1128 ballots (2 over voted ballots, 2 overvotes, 253 blank voted)

Yes	468	53.61%	468	0	0	0
No	405	46.39%	405	0	0	0
Total	873	100.00%	873	0	0	0

No.2 Constitutional Amendment (Vote for 1)

1128 ballots (2 over voted ballots, 2 overvotes, 253 blank voted)

Yes	468	53.61%	468	0	0	0
No	405	46.39%	405	0	0	0
Total	873	100.00%	873	0	0	0

No.3 Constitutional Amendment (Vote for 1)

1128 ballots (2 over voted ballots, 2 overvotes, 253 blank voted)

Yes	468	53.61%	468	0	0	0
No	405	46.39%	405	0	0	0
Total	873	100.00%	873	0	0	0

Hillsborough County Referendum (Vote for 1)

1128 ballots (3 over voted ballots, 3 overvotes, 252 blank voted)

Yes	468	53.61%	468	0	0	0
No	405	46.39%	405	0	0	0
Total	873	100.00%	873	0	0	0

City of Temple Terrace Question (Vote for 1)

52 ballots (3 over voted ballots, 3 overvotes, 21 blank voted)

Yes for Approval	15	53.57%	15	0	0	0
No against Approval	13	46.43%	13	0	0	0
Total	28	100.00%	28	0	0	0

Lake Magdalene Special Dependent District (Vote for 1)

10 ballots (2 over voted ballots, 2 overvotes, 1 blank voted)

Yes for Approval	4	57.14%	4	0	0	0
No for Rejection	3	42.86%	3	0	0	0
Total	7	100.00%	7	0	0	0

Post L&A Zero Report
Hillsborough County, FL, General, 11/8/2022
All Precincts, All Districts, All Counter Groups, All ScanStations, All Contests, All Boxes
Total Ballots Cast: 0

Choice	Votes	Vote %	AB	ED	EV	PR
All Precincts						
United States Senator (Vote for 1)						
0 ballots (0 over voted ballots, 0 overvotes, 0 blank voted)						
Marco Rubio	0	0.00%	0	0	0	0
Val Demings	0	0.00%	0	0	0	0
Dennis Misigoy	0	0.00%	0	0	0	0
Steven B. Grant	0	0.00%	0	0	0	0
Tuan TQ Nguyen	0	0.00%	0	0	0	0
Write-In	0	0.00%	0	0	0	0
Total	0	0.00%	0	0	0	0
Representative in Congress District 14 (Vote for 1)						
0 ballots (0 over voted ballots, 0 overvotes, 0 blank voted)						
James Judge	0	0.00%	0	0	0	0
Kathy Castor	0	0.00%	0	0	0	0
Total	0	0.00%	0	0	0	0
Representative in Congress District 15 (Vote for 1)						
0 ballots (0 over voted ballots, 0 overvotes, 0 blank voted)						
Laurel Lee	0	0.00%	0	0	0	0
Alan M. Cohn	0	0.00%	0	0	0	0
Total	0	0.00%	0	0	0	0
Representative in Congress District 16 (Vote for 1)						
0 ballots (0 over voted ballots, 0 overvotes, 0 blank voted)						
Vern Buchanan	0	0.00%	0	0	0	0
Jan Schneider	0	0.00%	0	0	0	0
Write-In	0	0.00%	0	0	0	0
Total	0	0.00%	0	0	0	0
Governor and Lieutenant Governor (Vote for 1)						
0 ballots (0 over voted ballots, 0 overvotes, 0 blank voted)						
Ron DeSantis/Jeanette Nuñez	0	0.00%	0	0	0	0
Charlie Crist/Karla Hernandez	0	0.00%	0	0	0	0
Hector Roos/Jerry "Tub" Rorabaugh	0	0.00%	0	0	0	0
Carmen Jackie Gimenez/Kyle "KC" Gibson	0	0.00%	0	0	0	0
Total	0	0.00%	0	0	0	0
Attorney General (Vote for 1)						
0 ballots (0 over voted ballots, 0 overvotes, 0 blank voted)						
Ashley Moody	0	0.00%	0	0	0	0
Aramis Ayala	0	0.00%	0	0	0	0
Total	0	0.00%	0	0	0	0
Chief Financial Officer (Vote for 1)						
0 ballots (0 over voted ballots, 0 overvotes, 0 blank voted)						
Jimmy Patronis	0	0.00%	0	0	0	0
Adam Hattersley	0	0.00%	0	0	0	0
Total	0	0.00%	0	0	0	0
Commissioner of Agriculture (Vote for 1)						
0 ballots (0 over voted ballots, 0 overvotes, 0 blank voted)						
Wilton Simpson	0	0.00%	0	0	0	0
Naomi Esther Blemur	0	0.00%	0	0	0	0
Total	0	0.00%	0	0	0	0
State Senator District 14 (Vote for 1)						
0 ballots (0 over voted ballots, 0 overvotes, 0 blank voted)						
Jay Collins	0	0.00%	0	0	0	0
Janet Cruz	0	0.00%	0	0	0	0

Margaret R. Taylor 10/6/2022
Craig Latimer 10/6/2022
Cherrise... 10/6/2022

Choice	Votes	Vote %	AB	ED	EV	PR
Total	0	0.00%	0	0	0	0

State Senator District 16 (Vote for 1)

0 ballots (0 over voted ballots, 0 overvotes, 0 blank voted)

Christina B. Paylan	0	0.00%	0	0	0	0
Darryl Ervin Rouson	0	0.00%	0	0	0	0
Total	0	0.00%	0	0	0	0

State Senator District 23 (Vote for 1)

0 ballots (0 over voted ballots, 0 overvotes, 0 blank voted)

Danny Burgess	0	0.00%	0	0	0	0
Mike Harvey	0	0.00%	0	0	0	0
Total	0	0.00%	0	0	0	0

State Representative District 62 (Vote for 1)

0 ballots (0 over voted ballots, 0 overvotes, 0 blank voted)

Jeremy M. Brown	0	0.00%	0	0	0	0
Michele K. Rayner	0	0.00%	0	0	0	0
Total	0	0.00%	0	0	0	0

State Representative District 64 (Vote for 1)

0 ballots (0 over voted ballots, 0 overvotes, 0 blank voted)

Maura Cruz Lanz	0	0.00%	0	0	0	0
Susan L. Valdés	0	0.00%	0	0	0	0
Total	0	0.00%	0	0	0	0

State Representative District 65 (Vote for 1)

0 ballots (0 over voted ballots, 0 overvotes, 0 blank voted)

Karen Gonzalez Pittman	0	0.00%	0	0	0	0
Jen McDonald	0	0.00%	0	0	0	0
Total	0	0.00%	0	0	0	0

State Representative District 66 (Vote for 1)

0 ballots (0 over voted ballots, 0 overvotes, 0 blank voted)

Traci Koster	0	0.00%	0	0	0	0
David Tillery	0	0.00%	0	0	0	0
Total	0	0.00%	0	0	0	0

State Representative District 67 (Vote for 1)

0 ballots (0 over voted ballots, 0 overvotes, 0 blank voted)

Lisette Bonano	0	0.00%	0	0	0	0
Fentrice Driskell	0	0.00%	0	0	0	0
Total	0	0.00%	0	0	0	0

State Representative District 68 (Vote for 1)

0 ballots (0 over voted ballots, 0 overvotes, 0 blank voted)

Lawrence McClure	0	0.00%	0	0	0	0
Lorissa Wright	0	0.00%	0	0	0	0
Total	0	0.00%	0	0	0	0

State Representative District 69 (Vote for 1)

0 ballots (0 over voted ballots, 0 overvotes, 0 blank voted)

Daniel "Danny" Alvarez	0	0.00%	0	0	0	0
Andrew Learned	0	0.00%	0	0	0	0
Total	0	0.00%	0	0	0	0

State Representative District 70 (Vote for 1)

0 ballots (0 over voted ballots, 0 overvotes, 0 blank voted)

Mike Beltran	0	0.00%	0	0	0	0
--------------	---	-------	---	---	---	---

Post L&A Zero Report
Hillsborough County, FL, General, 11/8/2022
All Precincts, All Districts, All Counter Groups, All Scan Stations, All Contests, All Boxes
Total Ballots Cast: 0

Page: 3 of 7
2022-10-06
12:10:00

Choice	Votes	Vote %	AB	ED	EV	PR
Eleuterio "Junior" Salazar Jr	0	0.00%	0	0	0	0
Total	0	0.00%	0	0	0	0

Board of County Commissioners District 1 (Vote for 1)
0 ballots (0 over voted ballots, 0 overvotes, 0 blank voted)

Scott D. Levinson	0	0.00%	0	0	0	0
Harry Cohen	0	0.00%	0	0	0	0
Total	0	0.00%	0	0	0	0

Board of County Commissioners District 2 (Vote for 1)
0 ballots (0 over voted ballots, 0 overvotes, 0 blank voted)

Ken Hagan	0	0.00%	0	0	0	0
Angela Birdsong	0	0.00%	0	0	0	0
Total	0	0.00%	0	0	0	0

Board of County Commissioners District 5 (Vote for 1)
0 ballots (0 over voted ballots, 0 overvotes, 0 blank voted)

Donna Cameron Cepeda	0	0.00%	0	0	0	0
Mariella Smith	0	0.00%	0	0	0	0
Total	0	0.00%	0	0	0	0

Board of County Commissioners District 7 (Vote for 1)
0 ballots (0 over voted ballots, 0 overvotes, 0 blank voted)

Joshua Wostal	0	0.00%	0	0	0	0
Kimberly Overman	0	0.00%	0	0	0	0
Total	0	0.00%	0	0	0	0

Shall Justice Charles T. Canady of the Supreme ... (Vote for 1)
0 ballots (0 over voted ballots, 0 overvotes, 0 blank voted)

Yes	0	0.00%	0	0	0	0
No	0	0.00%	0	0	0	0
Total	0	0.00%	0	0	0	0

Shall Justice John D. Couriel of the Supreme ... (Vote for 1)
0 ballots (0 over voted ballots, 0 overvotes, 0 blank voted)

Yes	0	0.00%	0	0	0	0
No	0	0.00%	0	0	0	0
Total	0	0.00%	0	0	0	0

Shall Justice Jamie Grosshans of the Supreme ... (Vote for 1)
0 ballots (0 over voted ballots, 0 overvotes, 0 blank voted)

Yes	0	0.00%	0	0	0	0
No	0	0.00%	0	0	0	0
Total	0	0.00%	0	0	0	0

Shall Justice Jorge Labarga of the Supreme Court ... (Vote for 1)
0 ballots (0 over voted ballots, 0 overvotes, 0 blank voted)

Yes	0	0.00%	0	0	0	0
No	0	0.00%	0	0	0	0
Total	0	0.00%	0	0	0	0

Shall Justice Ricky Polston of the Supreme Court ... (Vote for 1)
0 ballots (0 over voted ballots, 0 overvotes, 0 blank voted)

Yes	0	0.00%	0	0	0	0
No	0	0.00%	0	0	0	0
Total	0	0.00%	0	0	0	0

Choice	Votes	Vote %	AB	ED	EV	PR
Shall Judge Patricia Joan Kelly of the Second ... (Vote for 1)						
0 ballots (0 over voted ballots, 0 overvotes, 0 blank voted)						
Yes	0	0.00%	0	0	0	0
No	0	0.00%	0	0	0	0
Total	0	0.00%	0	0	0	0
Shall Judge Nelly N. Khouzam of the Second ... (Vote for 1)						
0 ballots (0 over voted ballots, 0 overvotes, 0 blank voted)						
Yes	0	0.00%	0	0	0	0
No	0	0.00%	0	0	0	0
Total	0	0.00%	0	0	0	0
Shall Judge Suzanne Y. Labrit of the Second ... (Vote for 1)						
0 ballots (0 over voted ballots, 0 overvotes, 0 blank voted)						
Yes	0	0.00%	0	0	0	0
No	0	0.00%	0	0	0	0
Total	0	0.00%	0	0	0	0
Shall Judge Matt Lucas of the Second District ... (Vote for 1)						
0 ballots (0 over voted ballots, 0 overvotes, 0 blank voted)						
Yes	0	0.00%	0	0	0	0
No	0	0.00%	0	0	0	0
Total	0	0.00%	0	0	0	0
Shall Judge Robert Morris of the Second District ... (Vote for 1)						
0 ballots (0 over voted ballots, 0 overvotes, 0 blank voted)						
Yes	0	0.00%	0	0	0	0
No	0	0.00%	0	0	0	0
Total	0	0.00%	0	0	0	0
Shall Judge Stevan Travis Northcutt of the Second ... (Vote for 1)						
0 ballots (0 over voted ballots, 0 overvotes, 0 blank voted)						
Yes	0	0.00%	0	0	0	0
No	0	0.00%	0	0	0	0
Total	0	0.00%	0	0	0	0
Shall Judge John K. Stargel of the Second ... (Vote for 1)						
0 ballots (0 over voted ballots, 0 overvotes, 0 blank voted)						
Yes	0	0.00%	0	0	0	0
No	0	0.00%	0	0	0	0
Total	0	0.00%	0	0	0	0
Shall Judge Craig C. Villanti of the Second ... (Vote for 1)						
0 ballots (0 over voted ballots, 0 overvotes, 0 blank voted)						
Yes	0	0.00%	0	0	0	0
No	0	0.00%	0	0	0	0
Total	0	0.00%	0	0	0	0
County Court Judge Group 14 (Vote for 1)						
0 ballots (0 over voted ballots, 0 overvotes, 0 blank voted)						
Melissa Black	0	0.00%	0	0	0	0
Mike Isaak	0	0.00%	0	0	0	0
Total	0	0.00%	0	0	0	0
Soll and Water Conservation District Group 2 (Vote for 1)						
0 ballots (0 over voted ballots, 0 overvotes, 0 blank voted)						
Ryan Gill	0	0.00%	0	0	0	0
Kim "Klarc" O'Connor	0	0.00%	0	0	0	0

Choice	Votes	Vote %	AB	ED	EV	PR
Total	0	0.00%	0	0	0	0

Soil and Water Conservation District Group 3 (Vote for 1)
0 ballots (0 over voted ballots, 0 overvotes, 0 blank voted)

David Maynard	0	0.00%	0	0	0	0
Adam Young	0	0.00%	0	0	0	0
Total	0	0.00%	0	0	0	0

Supervisor, Arbor Greene CDD Seat 1 (Vote for 1)
0 ballots (0 over voted ballots, 0 overvotes, 0 blank voted)

Mike Candella	0	0.00%	0	0	0	0
Kevin R. Kerrigan	0	0.00%	0	0	0	0
Total	0	0.00%	0	0	0	0

Supervisor, Arbor Greene CDD Seat 2 (Vote for 1)
0 ballots (0 over voted ballots, 0 overvotes, 0 blank voted)

Adam Bell	0	0.00%	0	0	0	0
Matt Dykeman	0	0.00%	0	0	0	0
Thomson George	0	0.00%	0	0	0	0
Susan A. Waldman	0	0.00%	0	0	0	0
Total	0	0.00%	0	0	0	0

Supervisor, Cory Lakes CDD Seat 5 (Vote for 1)
0 ballots (0 over voted ballots, 0 overvotes, 0 blank voted)

Cynthia McIntyre	0	0.00%	0	0	0	0
Sid Shah	0	0.00%	0	0	0	0
Total	0	0.00%	0	0	0	0

Supervisor, Covington Park CDD Seat 2 (Vote for 1)
0 ballots (0 over voted ballots, 0 overvotes, 0 blank voted)

Stephen J. Brown	0	0.00%	0	0	0	0
Teresa Elaine Reidt	0	0.00%	0	0	0	0
Total	0	0.00%	0	0	0	0

Supervisor, Covington Park CDD Seat 3 (Vote for 1)
0 ballots (0 over voted ballots, 0 overvotes, 0 blank voted)

Ronald Blue	0	0.00%	0	0	0	0
William C. Gallen	0	0.00%	0	0	0	0
Total	0	0.00%	0	0	0	0

Supervisor, The Hammocks CDD Seat 3 (Vote for 1)
0 ballots (0 over voted ballots, 0 overvotes, 0 blank voted)

Sandra Dee Hensley-Oram	0	0.00%	0	0	0	0
Michelle Rodriguez	0	0.00%	0	0	0	0
Total	0	0.00%	0	0	0	0

Supervisor, The Hammocks CDD Seat 4 (Vote for 1)
0 ballots (0 over voted ballots, 0 overvotes, 0 blank voted)

William Jeff Bryson	0	0.00%	0	0	0	0
Mike Henke	0	0.00%	0	0	0	0
Total	0	0.00%	0	0	0	0

Supervisor, Harbor Bay CDD Seat 1 (Vote for 1)
0 ballots (0 over voted ballots, 0 overvotes, 0 blank voted)

Michael Rodriguez	0	0.00%	0	0	0	0
Ryan Wick	0	0.00%	0	0	0	0
Total	0	0.00%	0	0	0	0

Choice	Votes	Vote %	AB	ED	EV	PR
Supervisor, Harbor Bay CDD Seat 3 (Vote for 1)						
0 ballots (0 over voted ballots, 0 overvotes, 0 blank voted)						
Horace Robert Lynch Sr	0	0.00%	0	0	0	0
Dean L. Walters	0	0.00%	0	0	0	0
Total	0	0.00%	0	0	0	0
Supervisor, Heritage Harbor CDD Seat 5 (Vote for 1)						
0 ballots (0 over voted ballots, 0 overvotes, 0 blank voted)						
Benjamin L. Delaney	0	0.00%	0	0	0	0
David Penzer	0	0.00%	0	0	0	0
Total	0	0.00%	0	0	0	0
Supervisor, K-Bar Ranch CDD Seat 5 (Vote for 1)						
0 ballots (0 over voted ballots, 0 overvotes, 0 blank voted)						
Frank E. Morales	0	0.00%	0	0	0	0
Christiane Rinck	0	0.00%	0	0	0	0
Total	0	0.00%	0	0	0	0
Supervisor, Rivercrest CDD Seat 2 (Vote for 1)						
0 ballots (0 over voted ballots, 0 overvotes, 0 blank voted)						
Edward Lamp II	0	0.00%	0	0	0	0
Joseph Allen McGee	0	0.00%	0	0	0	0
Total	0	0.00%	0	0	0	0
Supervisor, South Fork East CDD Seat 4 (Vote for 1)						
0 ballots (0 over voted ballots, 0 overvotes, 0 blank voted)						
Karen Gagliardi	0	0.00%	0	0	0	0
Eric Spann	0	0.00%	0	0	0	0
Total	0	0.00%	0	0	0	0
Supervisor, Tampa Palms OST CDD Seat 1 (Vote for 1)						
0 ballots (0 over voted ballots, 0 overvotes, 0 blank voted)						
Rafael Cubas	0	0.00%	0	0	0	0
Fred Pfister	0	0.00%	0	0	0	0
Total	0	0.00%	0	0	0	0
Supervisor, Tampa Palms OST CDD Seat 3 (Vote for 1)						
0 ballots (0 over voted ballots, 0 overvotes, 0 blank voted)						
Pamela Cubas	0	0.00%	0	0	0	0
Jay Krause	0	0.00%	0	0	0	0
Total	0	0.00%	0	0	0	0
Supervisor, Waterleaf CDD Seat 3 (Vote for 1)						
0 ballots (0 over voted ballots, 0 overvotes, 0 blank voted)						
Robert R. Bishop	0	0.00%	0	0	0	0
Bob Crespo	0	0.00%	0	0	0	0
Total	0	0.00%	0	0	0	0
Supervisor, Waterleaf CDD Seat 5 (Vote for 1)						
0 ballots (0 over voted ballots, 0 overvotes, 0 blank voted)						
Robert S. Bernardo	0	0.00%	0	0	0	0
James R. Ciciora	0	0.00%	0	0	0	0
Total	0	0.00%	0	0	0	0
Supervisor, Westchase CDD Seat 2 (Vote for 1)						
0 ballots (0 over voted ballots, 0 overvotes, 0 blank voted)						
Christopher "Chris" Barrett	0	0.00%	0	0	0	0
Basil Anthony Piazza	0	0.00%	0	0	0	0

Choice	Votes	Vote %	AB	ED	EV	PR
Total	0	0.00%	0	0	0	0

Temple Terrace City Council (Vote for 3)

0 ballots (0 over voted ballots, 0 overvotes, 0 undervotes)

James Chambers	0	0.00%	0	0	0	0
Alison McGillivray Fernandez	0	0.00%	0	0	0	0
Robert "Bob" Friedman	0	0.00%	0	0	0	0
Gil Schisler	0	0.00%	0	0	0	0
Brandon Smith	0	0.00%	0	0	0	0
Total	0	0.00%	0	0	0	0

No.1 Constitutional Amendment (Vote for 1)

0 ballots (0 over voted ballots, 0 overvotes, 0 blank voted)

Yes	0	0.00%	0	0	0	0
No	0	0.00%	0	0	0	0
Total	0	0.00%	0	0	0	0

No.2 Constitutional Amendment (Vote for 1)

0 ballots (0 over voted ballots, 0 overvotes, 0 blank voted)

Yes	0	0.00%	0	0	0	0
No	0	0.00%	0	0	0	0
Total	0	0.00%	0	0	0	0

No.3 Constitutional Amendment (Vote for 1)

0 ballots (0 over voted ballots, 0 overvotes, 0 blank voted)

Yes	0	0.00%	0	0	0	0
No	0	0.00%	0	0	0	0
Total	0	0.00%	0	0	0	0

Hillsborough County Referendum (Vote for 1)

0 ballots (0 over voted ballots, 0 overvotes, 0 blank voted)

Yes	0	0.00%	0	0	0	0
No	0	0.00%	0	0	0	0
Total	0	0.00%	0	0	0	0

City of Temple Terrace Question (Vote for 1)

0 ballots (0 over voted ballots, 0 overvotes, 0 blank voted)

Yes for Approval	0	0.00%	0	0	0	0
No against Approval	0	0.00%	0	0	0	0
Total	0	0.00%	0	0	0	0

Lake Magdalene Special Dependent District (Vote for 1)

0 ballots (0 over voted ballots, 0 overvotes, 0 blank voted)

Yes for Approval	0	0.00%	0	0	0	0
No for Rejection	0	0.00%	0	0	0	0
Total	0	0.00%	0	0	0	0

2022 General Election Logic and Accuracy Test Equipment Tested

Election Day Precincts

107

115

125

217

303

305

325

353

454

455

503

510

557

575

595

631

652

707

767

801

825

927

968

Early Voting Locations

Bloomington

Elections Service Center