

Run Date:11/18/22 04:30 PM

Report EL45A Page 001

	TOTAL VOTES	%	AV-	EV-	ED-	PV-
PRECINCTS COUNTED (OF 448)	448	100.00				
REGISTERED VOTERS - TOTAL	924,891					
BALLOTS CAST - TOTAL	484,916		200,090	131,415	153,411	0
BALLOTS CAST - BLANK	48	.01	25	7	16	0
VOTER TURNOUT - TOTAL		52.43				
VOTER TURNOUT - BLANK		.01				
<b>United States Senator</b>						
<b>(VOTE FOR) 1</b>						
Marco Rubio (REP)	253,495	52.53	84,425	75,705	93,365	0
Val Demings (DEM)	222,378	46.08	111,532	54,108	56,738	0
Dennis Misigoy (LPF)	2,498	.52	1,021	444	1,033	0
Steven B. Grant (NPA)	2,345	.49	1,165	387	793	0
Tuan TQ Nguyen (NPA)	1,618	.34	752	288	578	0
WRITE-IN	253	.05	116	49	88	0
Over Votes	96		46	19	31	0
Under Votes	2,233		1,033	415	785	0
<b>Representative in Congress District 14</b>						
<b>(VOTE FOR) 1</b>						
James Judge (REP)	84,893	45.72	26,899	26,289	31,705	0
Kathy Castor (DEM)	100,769	54.28	49,648	23,770	27,351	0
Over Votes	16		7	3	6	0
Under Votes	3,230		1,606	600	1,024	0
<b>Representative in Congress District 15</b>						
<b>(VOTE FOR) 1</b>						
Laurel Lee (REP)	87,061	55.91	28,444	25,272	33,345	0
Alan M. Cohn (DEM)	68,644	44.09	34,141	16,906	17,597	0
Over Votes	22		5	5	12	0
Under Votes	3,300		1,739	584	977	0
<b>Representative in Congress District 16</b>						
<b>(VOTE FOR) 1</b>						
Vern Buchanan (REP)	78,043	57.79	26,988	23,541	27,514	0
Jan Schneider (DEM)	56,850	42.09	29,531	14,093	13,226	0
WRITE-IN	160	.12	75	28	57	0
Over Votes	14		6	3	5	0
Under Votes	1,914		1,001	321	592	0
<b>Governor and Lieutenant Governor</b>						
<b>(VOTE FOR) 1</b>						
Ron DeSantis (REP)	261,936	54.17	86,841	77,454	97,641	0
Charlie Crist (DEM)	217,349	44.95	110,526	53,010	53,813	0
Hector Roos (LPF)	1,641	.34	734	271	636	0
Carmen Jackie Gimenez (NPA)	2,588	.54	1,261	407	920	0
Over Votes	148		94	17	37	0
Under Votes	1,254		634	256	364	0

*[Handwritten Signature]* 11/18/2022  
 Craig Latimer 11/18/2022

Run Date:11/18/22 04:30 PM

	TOTAL VOTES	%	AV-	EV-	ED-	PV-
<b>Attorney General</b>						
<b>(VOTE FOR) 1</b>						
Ashley Moody (REP)	268,026	55.91	91,318	78,758	97,950	0
Aramis Ayala (DEM)	211,378	44.09	106,264	51,636	53,478	0
Over Votes	47		12	17	18	0
Under Votes	5,465		2,496	1,004	1,965	0
<b>Chief Financial Officer</b>						
<b>(VOTE FOR) 1</b>						
Jimmy Patronis (REP)	257,725	54.29	85,490	76,664	95,571	0
Adam Hattersley (DEM)	217,007	45.71	109,842	52,872	54,293	0
Over Votes	34		8	15	11	0
Under Votes	10,150		4,750	1,864	3,536	0
<b>Commissioner of Agriculture</b>						
<b>(VOTE FOR) 1</b>						
Wilton Simpson (REP)	260,234	54.93	88,494	77,218	94,522	0
Naomi Esther Blemur (DEM)	213,504	45.07	106,253	52,139	55,112	0
Over Votes	24		8	5	11	0
Under Votes	11,154		5,335	2,053	3,766	0
<b>State Senator District 14</b>						
<b>(VOTE FOR) 1</b>						
Jay Collins (REP)	104,776	54.57	34,962	31,572	38,242	0
Janet Cruz (DEM)	87,213	45.43	44,527	20,320	22,366	0
Over Votes	16		7	6	3	0
Under Votes	3,644		1,955	574	1,115	0
<b>State Senator District 16</b>						
<b>(VOTE FOR) 1</b>						
Christina B. Paylan (REP)	41,972	40.70	13,548	12,358	16,066	0
Darryl Ervin Rouson (DEM)	61,153	59.30	28,194	15,466	17,493	0
Over Votes	5		1	2	2	0
Under Votes	2,775		1,451	459	865	0
<b>State Senator District 23</b>						
<b>(VOTE FOR) 1</b>						
Danny Burgess (REP)	51,618	60.83	16,364	14,980	20,274	0
Mike Harvey (DEM)	33,236	39.17	16,361	8,725	8,150	0
Over Votes	8		3	2	3	0
Under Votes	2,025		1,125	303	597	0
<b>State Representative District 62</b>						
<b>(VOTE FOR) 1</b>						
Jeremy M. Brown (REP)	9,393	41.97	2,954	2,627	3,812	0
Michele K. Rayner (DEM)	12,988	58.03	6,238	3,204	3,546	0
Over Votes	2		1	0	1	0
Under Votes	558		274	91	193	0

Run Date:11/18/22 04:30 PM

Report EL45A Page 003

	TOTAL VOTES	%	AV-	EV-	ED-	PV-
State Representative District 64						
(VOTE FOR) 1						
Maura Cruz Lanz (REP)	19,930	46.70	6,686	5,697	7,547	0
Susan L. Valdes (DEM)	22,745	53.30	11,521	4,893	6,331	0
Over Votes	7		0	1	6	0
Under Votes	1,007		486	166	355	0
State Representative District 65						
(VOTE FOR) 1						
Karen Gonzalez Pittman (REP)	39,045	53.63	12,497	11,869	14,679	0
Jen McDonald (DEM)	33,766	46.37	16,857	8,131	8,778	0
Over Votes	9		4	2	3	0
Under Votes	1,904		908	309	687	0
State Representative District 66						
(VOTE FOR) 1						
Traci Koster (REP)	45,305	60.14	15,645	13,775	15,885	0
David Tillery (DEM)	30,027	39.86	15,996	7,067	6,964	0
Over Votes	5		1	3	1	0
Under Votes	2,065		1,079	340	646	0
State Representative District 67						
(VOTE FOR) 1						
Lisette Bonano (REP)	21,707	45.98	7,097	6,791	7,819	0
Fentrice Driskell (DEM)	25,504	54.02	11,909	7,160	6,435	0
Over Votes	5		1	1	3	0
Under Votes	1,082		552	192	338	0
State Representative District 68						
(VOTE FOR) 1						
Lawrence McClure (REP)	40,512	68.27	12,427	11,273	16,812	0
Lorissa Wright (DEM)	18,831	31.73	9,720	4,322	4,789	0
Over Votes	3		0	0	3	0
Under Votes	1,274		614	203	457	0
State Representative District 69						
(VOTE FOR) 1						
Daniel "Danny" Alvarez (REP)	35,123	56.70	11,314	11,224	12,585	0
Andrew Learned (DEM)	26,824	43.30	13,789	6,924	6,111	0
Over Votes	7		4	0	3	0
Under Votes	1,039		534	187	318	0
State Representative District 70						
(VOTE FOR) 1						
Mike Beltran (REP)	32,065	59.85	12,056	9,716	10,293	0
Eleuterio "Junior" Salazar Jr (DEM)	21,511	40.15	11,660	5,037	4,814	0
Over Votes	6		2	3	1	0
Under Votes	1,291		756	206	329	0

Run Date:11/18/22 04:30 PM

	TOTAL VOTES	%	AV-	EV-	ED-	PV-
<b>Board of County Commissioners District 1</b>						
<b>(VOTE FOR) 1</b>						
Scott D. Levinson (REP)	57,922	49.65	18,553	16,961	22,408	0
Harry Cohen (DEM)	58,749	50.35	29,128	13,547	16,074	0
Over Votes	16		7	1	8	0
Under Votes	3,384		1,545	571	1,268	0
<b>Board of County Commissioners District 2</b>						
<b>(VOTE FOR) 1</b>						
Ken Hagan (REP)	70,978	56.59	24,991	21,965	24,022	0
Angela Birdsong (DEM)	54,444	43.41	27,080	14,074	13,290	0
Over Votes	10		3	2	5	0
Under Votes	2,764		1,295	532	937	0
<b>Board of County Commissioners District 5</b>						
<b>(VOTE FOR) 1</b>						
Donna Cameron Cepeda (REP)	248,424	52.73	81,010	74,765	92,649	0
MarieIla Smith (DEM)	222,689	47.27	112,433	54,143	56,113	0
Over Votes	57		14	23	20	0
Under Votes	13,746		6,633	2,484	4,629	0
<b>Board of County Commissioners District 7</b>						
<b>(VOTE FOR) 1</b>						
Joshua Wostal (REP)	246,947	52.38	80,649	74,456	91,842	0
Kimberly Overman (DEM)	224,530	47.62	113,020	54,551	56,959	0
Over Votes	19		6	7	6	0
Under Votes	13,420		6,415	2,401	4,604	0
<b>Justice of the Supreme Court;</b>						
<b>Retain Charles T. Canady</b>						
<b>(VOTE FOR) 1</b>						
Yes	268,131	62.25	102,524	76,007	89,600	0
No.	162,636	37.75	75,855	42,143	44,638	0
Over Votes	199		68	43	88	0
Under Votes	53,950		21,643	13,222	19,085	0
<b>Justice of the Supreme Court;</b>						
<b>Retain John D. Couriel</b>						
<b>(VOTE FOR) 1</b>						
Yes	259,014	60.51	96,292	74,379	88,343	0
No.	169,037	39.49	81,149	43,028	44,860	0
Over Votes	100		32	29	39	0
Under Votes	56,765		22,617	13,979	20,169	0
<b>Justice of the Supreme Court;</b>						
<b>Retain Jamie Grosshans</b>						
<b>(VOTE FOR) 1</b>						
Yes	258,970	60.74	96,295	74,402	88,273	0
No.	167,377	39.26	80,530	42,536	44,311	0
Over Votes	114		32	36	46	0
Under Votes	58,455		23,233	14,441	20,781	0

Run Date:11/18/22 04:30 PM

Report EL45A

Page 005

	TOTAL VOTES	%	AV-	EV-	ED-	PV-
Justice of the Supreme Court;						
Retain Jorge Labarga						
(VOTE FOR) 1						
Yes . . . . .	265,111	62.27	120,412	68,630	76,069	0
No. . . . .	160,628	37.73	56,248	48,113	56,267	0
Over Votes . . . . .	243		60	83	100	0
Under Votes . . . . .	58,934		23,370	14,589	20,975	0
Justice of the Supreme Court;						
Retain Ricky Polston						
(VOTE FOR) 1						
Yes . . . . .	261,837	61.47	102,378	73,210	86,249	0
No. . . . .	164,123	38.53	74,398	43,591	46,134	0
Over Votes . . . . .	140		40	46	54	0
Under Votes . . . . .	58,816		23,274	14,568	20,974	0
District Court of Appeal;						
Retain Patricia Joan Kelly						
(VOTE FOR) 1						
Yes . . . . .	271,515	64.43	121,128	71,179	79,208	0
No. . . . .	149,867	35.57	53,480	44,509	51,878	0
Over Votes . . . . .	179		52	47	80	0
Under Votes . . . . .	63,355		25,430	15,680	22,245	0
District Court of Appeal;						
Retain Nelly N. Khouzam						
(VOTE FOR) 1						
Yes . . . . .	277,619	66.26	123,371	73,193	81,055	0
No. . . . .	141,369	33.74	50,012	41,956	49,401	0
Over Votes . . . . .	138		47	41	50	0
Under Votes . . . . .	65,790		26,660	16,225	22,905	0
District Court of Appeal;						
Retain Suzanne Y. Labrit						
(VOTE FOR) 1						
Yes . . . . .	265,442	63.22	100,536	75,194	89,712	0
No. . . . .	154,398	36.78	73,506	40,033	40,859	0
Over Votes . . . . .	145		44	54	47	0
Under Votes . . . . .	64,931		26,004	16,134	22,793	0
District Court of Appeal;						
Retain Matt Lucas						
(VOTE FOR) 1						
Yes . . . . .	267,663	63.79	103,508	74,949	89,206	0
No. . . . .	151,908	36.21	70,367	40,253	41,288	0
Over Votes . . . . .	140		48	44	48	0
Under Votes . . . . .	65,205		26,167	16,169	22,869	0

Run Date:11/18/22 04:30 PM

	TOTAL VOTES	%	AV-	EV-	ED-	PV-
District Court of Appeal; Retain Robert Morris (VOTE FOR) 1						
Yes . . . . .	263,589	62.82	118,834	68,670	76,085	0
No. . . . .	155,989	37.18	55,055	46,580	54,354	0
Over Votes . . . . .	99		27	36	36	0
Under Votes . . . . .	65,239		26,174	16,129	22,936	0

District Court of Appeal; Retain Stevan Travis Northcutt (VOTE FOR) 1						
Yes . . . . .	256,261	61.30	116,667	65,973	73,621	0
No. . . . .	161,781	38.70	56,541	48,824	56,416	0
Over Votes . . . . .	249		80	73	96	0
Under Votes . . . . .	66,625		26,802	16,545	23,278	0

District Court of Appeal; Retain John K. Stargel (VOTE FOR) 1						
Yes . . . . .	255,733	61.27	96,402	72,964	86,367	0
No. . . . .	161,648	38.73	76,574	41,646	43,428	0
Over Votes . . . . .	109		25	38	46	0
Under Votes . . . . .	67,426		27,089	16,767	23,570	0

District Court of Appeal; Retain Craig C. Villanti (VOTE FOR) 1						
Yes . . . . .	251,353	60.41	100,490	69,315	81,548	0
No. . . . .	164,735	39.59	71,886	44,933	47,916	0
Over Votes . . . . .	82		20	22	40	0
Under Votes . . . . .	68,746		27,694	17,145	23,907	0

County Court Judge Group 14 (VOTE FOR) 1						
Melissa Black . . . . .	265,736	64.24	121,075	67,995	76,666	0
Mike Isaak . . . . .	147,950	35.76	51,404	45,021	51,525	0
Over Votes . . . . .	230		40	78	112	0
Under Votes . . . . .	71,000		27,571	18,321	25,108	0

Soil and Water Conservation District Group 2 (VOTE FOR) 1						
Ryan Gill . . . . .	232,509	59.34	85,813	67,323	79,373	0
Kim "Klarc" O'Connor. . . . .	159,284	40.66	74,846	40,074	44,364	0
Over Votes . . . . .	190		43	77	70	0
Under Votes . . . . .	92,933		39,388	23,941	29,604	0

Soil and Water Conservation District Group 3 (VOTE FOR) 1						
David Maynard . . . . .	186,400	48.21	81,182	48,934	56,284	0
Adam Young . . . . .	200,255	51.79	77,090	57,100	66,065	0
Over Votes . . . . .	131		25	49	57	0
Under Votes . . . . .	98,130		41,793	25,332	31,005	0

Run Date:11/18/22 04:30 PM

	TOTAL VOTES	%	AV-	EV-	ED-	PV-
Supervisor, Arbor Greene CDD						
Seat 1						
(VOTE FOR) 1						
Mike Candella . . . . .	903	60.97	334	426	143	0
Kevin R. Kerrigan. . . . .	578	39.03	218	252	108	0
Over Votes . . . . .	2		0	1	1	0
Under Votes . . . . .	246		81	104	61	0

Supervisor, Arbor Greene CDD						
Seat 2						
(VOTE FOR) 1						
Adam Bell . . . . .	321	21.62	116	142	63	0
Matt Dykeman . . . . .	576	38.79	198	282	96	0
Thomson George. . . . .	189	12.73	88	77	24	0
Susan A. Waldman . . . . .	399	26.87	149	178	72	0
Over Votes . . . . .	6		3	2	1	0
Under Votes . . . . .	238		79	102	57	0

Supervisor, Cory Lakes CDD						
Seat 5						
(VOTE FOR) 1						
Cynthia McIntyre . . . . .	634	51.50	268	239	127	0
Sid Shah. . . . .	597	48.50	260	236	101	0
Over Votes . . . . .	1		0	0	1	0
Under Votes . . . . .	40		17	17	6	0

Supervisor, Covington Park CDD						
Seat 2						
(VOTE FOR) 1						
Stephen J. Brown . . . . .	536	54.25	184	161	191	0
Teresa Elaine Reidt . . . . .	452	45.75	206	123	123	0
Over Votes . . . . .	0		0	0	0	0
Under Votes . . . . .	174		73	44	57	0

Supervisor, Covington Park CDD						
Seat 3						
(VOTE FOR) 1						
Ronald Blue. . . . .	608	62.23	248	171	189	0
William C. Gallen. . . . .	369	37.77	136	110	123	0
Over Votes . . . . .	0		0	0	0	0
Under Votes . . . . .	185		79	47	59	0

Supervisor, The Hammocks CDD						
Seat 3						
(VOTE FOR) 1						
Sandra Dee Hensley-Oram. . . . .	126	43.15	49	44	33	0
Michelle Rodriguez . . . . .	166	56.85	63	55	48	0
Over Votes . . . . .	0		0	0	0	0
Under Votes . . . . .	50		23	13	14	0

Run Date:11/18/22 04:30 PM

Report EL45A Page 008

	TOTAL VOTES	%	AV-	EV-	ED-	PV-
Supervisor, The Hammocks CDD						
Seat 4						
(VOTE FOR) 1						
William Jeff Bryson . . . . .	138	47.10	42	52	44	0
Mike Henke . . . . .	155	52.90	73	45	37	0
Over Votes . . . . .	0		0	0	0	0
Under Votes . . . . .	49		20	15	14	0

Supervisor, Harbor Bay CDD						
Seat 1						
(VOTE FOR) 1						
Michael Rodriguez. . . . .	777	51.39	325	290	162	0
Ryan Wick . . . . .	735	48.61	277	267	191	0
Over Votes . . . . .	0		0	0	0	0
Under Votes . . . . .	138		49	51	38	0

Supervisor, Harbor Bay CDD						
Seat 3						
(VOTE FOR) 1						
Horace Robert Lynch Sr . . . . .	565	36.17	256	200	109	0
Dean L. Walters . . . . .	997	63.83	363	375	259	0
Over Votes . . . . .	0		0	0	0	0
Under Votes . . . . .	88		32	33	23	0

Supervisor, Heritage Harbor CDD						
Seat 5						
(VOTE FOR) 1						
Benjamin L. Delaney . . . . .	440	57.22	162	113	165	0
David Penzer . . . . .	329	42.78	110	105	114	0
Over Votes . . . . .	0		0	0	0	0
Under Votes . . . . .	137		46	31	60	0

Supervisor, K-Bar Ranch CDD						
Seat 5						
(VOTE FOR) 1						
Frank E. Morales . . . . .	361	59.87	138	165	58	0
Christiane Rinck . . . . .	242	40.13	101	94	47	0
Over Votes . . . . .	0		0	0	0	0
Under Votes . . . . .	66		33	18	15	0

Supervisor, Rivercrest CDD						
Seat 2						
(VOTE FOR) 1						
Edward Lamp II. . . . .	429	44.36	166	105	158	0
Joseph Allen McGee . . . . .	538	55.64	223	114	201	0
Over Votes . . . . .	0		0	0	0	0
Under Votes . . . . .	178		65	45	68	0



Run Date:11/18/22 04:30 PM

	TOTAL VOTES	%	AV-	EV-	ED-	PV-
Supervisor, South Fork East CDD						
Seat 4						
(VOTE FOR) 1						
Karen Gagliardi . . . . .	671	59.80	278	154	239	0
Eric Spann . . . . .	451	40.20	189	128	134	0
Over Votes . . . . .	0		0	0	0	0
Under Votes . . . . .	129		54	37	38	0
Supervisor, Tampa Palms OST CDD						
Seat 1						
(VOTE FOR) 1						
Rafael Cubas . . . . .	1,174	45.68	477	360	337	0
Fred Pfister . . . . .	1,396	54.32	630	435	331	0
Over Votes . . . . .	1		1	0	0	0
Under Votes . . . . .	771		312	254	205	0
Supervisor, Tampa Palms OST CDD						
Seat 3						
(VOTE FOR) 1						
Pamela Cubas . . . . .	1,229	47.82	493	394	342	0
Jay Krause . . . . .	1,341	52.18	623	399	319	0
Over Votes . . . . .	1		1	0	0	0
Under Votes . . . . .	771		303	256	212	0
Supervisor, Waterleaf CDD						
Seat 3						
(VOTE FOR) 1						
Robert R. Bishop . . . . .	238	38.26	88	79	71	0
Bob Crespo . . . . .	384	61.74	154	119	111	0
Over Votes . . . . .	0		0	0	0	0
Under Votes . . . . .	85		37	22	26	0
Supervisor, Waterleaf CDD						
Seat 5						
(VOTE FOR) 1						
Robert S. Bernardo . . . . .	295	47.43	109	90	96	0
James R. Ciciora . . . . .	327	52.57	134	109	84	0
Over Votes . . . . .	0		0	0	0	0
Under Votes . . . . .	85		36	21	28	0
Supervisor, Westchase CDD						
Seat 2						
(VOTE FOR) 1						
Christopher "Chris" Barrett . . . . .	3,271	72.95	1,416	1,090	765	0
Basil Anthony Piazza . . . . .	1,213	27.05	457	430	326	0
Over Votes . . . . .	2		1	1	0	0
Under Votes . . . . .	813		260	264	289	0

Run Date:11/18/22 04:30 PM

	TOTAL VOTES	%	AV-	EV-	ED-	PV-
Temple Terrace City Council						
(VOTE FOR) 3						
James Chambers . . . . .	4,221	24.50	2,141	1,150	930	0
Alison McGillivray Fernandez . . . . .	4,133	23.99	1,694	1,225	1,214	0
Robert "Bob" Friedman . . . . .	3,352	19.46	1,766	860	726	0
Gil Schisler . . . . .	3,833	22.25	1,643	1,134	1,056	0
Brandon Smith . . . . .	1,689	9.80	705	479	505	0
Over Votes . . . . .	18		9	3	6	0
Under Votes . . . . .	9,802		3,649	2,901	3,252	0

No. 1 Constitutional Amendment						
(VOTE FOR) 1						
Yes . . . . .	198,663	45.74	82,204	53,518	62,941	0
No. . . . .	235,637	54.26	94,336	67,777	73,524	0
Over Votes . . . . .	199		42	55	102	0
Under Votes . . . . .	50,417		23,508	10,065	16,844	0

No. 2 Constitutional Amendment						
(VOTE FOR) 1						
Yes . . . . .	237,329	55.02	94,536	67,216	75,577	0
No. . . . .	193,993	44.98	81,264	53,203	59,526	0
Over Votes . . . . .	217		28	87	102	0
Under Votes . . . . .	53,377		24,262	10,909	18,206	0

No. 3 Constitutional Amendment						
(VOTE FOR) 1						
Yes . . . . .	248,282	55.95	100,399	67,032	80,851	0
No. . . . .	195,498	44.05	80,112	56,596	58,790	0
Over Votes . . . . .	127		20	40	67	0
Under Votes . . . . .	41,009		19,559	7,747	13,703	0

Hillsborough County Referendum						
(VOTE FOR) 1						
Yes . . . . .	217,069	48.74	94,713	55,770	66,586	0
No. . . . .	228,304	51.26	85,828	68,324	74,152	0
Over Votes . . . . .	127		24	46	57	0
Under Votes . . . . .	39,416		19,525	7,275	12,616	0

City of Temple Terrace Question						
(VOTE FOR) 1						
Yes . . . . .	3,269	40.03	1,541	959	769	0
No. . . . .	4,898	59.97	1,942	1,433	1,523	0
Over Votes . . . . .	5		1	0	4	0
Under Votes . . . . .	844		385	192	267	0

Lake Magdalene Special Tax District Referendum						
(VOTE FOR) 1						
Yes . . . . .	232	50.33	103	65	64	0
No. . . . .	229	49.67	78	62	89	0
Over Votes . . . . .	0		0	0	0	0
Under Votes . . . . .	45		25	6	14	0

\*\*\* Official Results \*\*\*  
**CERTIFICATE OF COUNTY CANVASSING BOARD  
HILLSBOROUGH COUNTY**

We, the undersigned, MARGARET TAYLOR, County Judge, CRAIG LATIMER, Supervisor of Elections, MIRIAM VALKENBURG, County Judge, constituting the Board of County Canvassers in and for said County, do hereby certify that we met on the Eighteenth day of November, 2022 A.D., and proceeded publicly to canvass the votes given for the several offices and persons herein specified at the **General** held on the Eighth day of November, 2022 A.D., as shown by the returns on file in the office of the Supervisor of Elections. We do hereby certify from said returns as follows:

For United States Senator, the whole number of votes cast was 482,343 of which

Marco Rubio (REP)	received	253,495 votes
Val Demings (DEM)	received	222,378 votes
Dennis Misigoy (LPF)	received	2,498 votes
Steven B. Grant (NPA)	received	2,345 votes
Tuan TQ Nguyen (NPA)	received	1,618 votes
Uloma Uma Ekpete (WRI)	received	4 votes
Edward A. Gray (WRI)	received	3 votes
Howard Knepper (WRI)	received	0 votes
Moses Quiles (WRI)	received	2 votes

For Representative in Congress, District 14, the whole number of votes cast was 185,662 of which

James Judge (REP)	received	84,893 votes
Kathy Castor (DEM)	received	100,769 votes

For Representative in Congress, District 15, the whole number of votes cast was 155,705 of which

Laurel Lee (REP)	received	87,061 votes
Alan M. Cohn (DEM)	received	68,644 votes

For Representative in Congress, District 16, the whole number of votes cast was 134,899 of which

Vern Buchanan (REP)	received	78,043 votes
Jan Schneider (DEM)	received	56,850 votes
Ralph E. Hartman (WRI)	received	6 votes

**\*\*\* Official Results \*\*\***  
**CERTIFICATE OF COUNTY CANVASSING BOARD**  
**HILLSBOROUGH COUNTY**

For Governor and Lieutenant Governor, the whole number of votes cast was 483,514 of which

Ron DeSantis and Jeanette Nuñez (REP)	received	261,936 votes
Charlie Crist and Karla Hernandez (DEM)	received	217,349 votes
Hector Roos and Jerry "Tub" Rorabaugh (LPF)	received	1,641 votes
Carmen Jackie Gimenez and Kyle "KC" Gibson (NPA)	received	2,588 votes

For Attorney General, the whole number of votes cast was 479,404 of which

Ashley Moody (REP)	received	268,026 votes
Aramis Ayala (DEM)	received	211,378 votes

For Chief Financial Officer, the whole number of votes cast was 474,732 of which

Jimmy Patronis (REP)	received	257,725 votes
Adam Hattersley (DEM)	received	217,007 votes

For Commissioner of Agriculture, the whole number of votes cast was 473,738 of which

Wilton Simpson (REP)	received	260,234 votes
Naomi Esther Blemur (DEM)	received	213,504 votes

For State Senator, District 14, the whole number of votes cast was 191,989 of which

Jay Collins (REP)	received	104,776 votes
Janet Cruz (DEM)	received	87,213 votes

For State Senator, District 16, the whole number of votes cast was 103,125 of which

Christina B. Paylan (REP)	received	41,972 votes
Darryl Ervin Rouson (DEM)	received	61,153 votes

For State Senator, District 23, the whole number of votes cast was 84,854 of which

Danny Burgess (REP)	received	51,618 votes
Mike Harvey (DEM)	received	33,236 votes

**\*\*\* Official Results \*\*\***  
**CERTIFICATE OF COUNTY CANVASSING BOARD**  
**HILLSBOROUGH COUNTY**

For State Representative, District 62, the whole number of votes cast was 22,381 of which

Jeremy M. Brown (REP)	received	9,393 votes
Michele K. Rayner (DEM)	received	12,988 votes

For State Representative, District 64, the whole number of votes cast was 42,675 of which

Maura Cruz Lanz (REP)	received	19,930 votes
Susan L. Valdés (DEM)	received	22,745 votes

For State Representative, District 65, the whole number of votes cast was 72,811 of which

Karen Gonzalez Pittman (REP)	received	39,045 votes
Jen McDonald (DEM)	received	33,766 votes

For State Representative, District 66, the whole number of votes cast was 75,332 of which

Traci Koster (REP)	received	45,305 votes
David Tillery (DEM)	received	30,027 votes

For State Representative, District 67, the whole number of votes cast was 47,211 of which

Lisette Bonano (REP)	received	21,707 votes
Fentrice Driskell (DEM)	received	25,504 votes

For State Representative, District 68, the whole number of votes cast was 59,343 of which

Lawrence McClure (REP)	received	40,512 votes
Lorissa Wright (DEM)	received	18,831 votes

For State Representative, District 69, the whole number of votes cast was 61,947 of which

Daniel "Danny" Alvarez (REP)	received	35,123 votes
Andrew Learned (DEM)	received	26,824 votes

**\*\*\* Official Results \*\*\***  
**CERTIFICATE OF COUNTY CANVASSING BOARD**  
**HILLSBOROUGH COUNTY**

For State Representative, District 70, the whole number of votes cast was 53,576 of which

Mike Beltran (REP)	received	32,065 votes
Eleuterio "Junior" Salazar Jr (DEM)	received	21,511 votes

For County Commissioner, District 1, the whole number of votes cast was 116,671 of which

Scott D Levinson (REP)	received	57,922 votes
Harry Cohen (DEM)	received	58,749 votes

For County Commissioner, District 2, the whole number of votes cast was 125,422 of which

Ken Hagan (REP)	received	70,978 votes
Angela Birdsong (DEM)	received	54,444 votes

For County Commissioner, District 5, the whole number of votes cast was 471,113 of which

Donna Cameron Cepeda (REP)	received	248,424 votes
Mariella Smith (DEM)	received	222,689 votes

For County Commissioner, District 7, the whole number of votes cast was 471,477 of which

Joshua Wostal (REP)	received	246,947 votes
Kimberly Overman (DEM)	received	224,530 votes

**\*\*\* Official Results \*\*\***  
**CERTIFICATE OF COUNTY CANVASSING BOARD**  
**HILLSBOROUGH COUNTY**

We Certify that pursuant to Section 102.112, Florida Statutes, the canvassing board has compared the number of persons who voted with the number of ballots counted and that the certification includes all valid votes cast in the election.

 11/18/2022

\_\_\_\_\_  
COUNTY JUDGE

 11/18/2022

\_\_\_\_\_  
SUPERVISOR OF ELECTIONS

\_\_\_\_\_  
COUNTY JUDGE

**Certified**  
**Election Results**

**\*\*\* Official Results \*\*\***  
**CERTIFICATE OF COUNTY CANVASSING BOARD**  
**HILLSBOROUGH COUNTY**

We, the undersigned, MARGARET TAYLOR, County Judge, CRAIG LATIMER, Supervisor of Elections, MIRIAM VALKENBURG, County Judge, constituting the Board of County Canvassers in and for said County, do hereby certify that we met on the Eighteenth day of November, 2022 A.D., and proceeded publicly to canvass the votes given for the several offices and persons herein specified at the **Nonpartisan** held on the Eighth day of November, 2022 A.D., as shown by the returns on file in the office of the Supervisor of Elections. We do hereby certify from said returns as follows:

Retention of Justice Charles T. Canady of the Supreme Court

Yes 268,131 votes  
No 162,636 votes

Retention of Justice John D. Couriel of the Supreme Court

Yes 259,014 votes  
No 169,037 votes

Retention of Justice Jamie Grosshans of the Supreme Court

Yes 258,970 votes  
No 167,377 votes

Retention of Justice Jorge Labarga of the Supreme Court

Yes 265,111 votes  
No 160,628 votes

Retention of Justice Ricky Polston of the Supreme Court

Yes 261,837 votes  
No 164,123 votes

Retention of Judge Patricia Joan Kelly of the Second District Court of Appeal

Yes 271,515 votes  
No 149,867 votes

Retention of Judge Nelly N. Khouzam of the Second District Court of Appeal

Yes 277,619 votes



**\*\*\* Official Results \*\*\***  
**CERTIFICATE OF COUNTY CANVASSING BOARD**  
**HILLSBOROUGH COUNTY**

No 141,369 votes

Retention of Judge Suzanne Y. Labrit of the Second District Court of Appeal

Yes 265,442 votes

No 154,398 votes

Retention of Judge Matt Lucas of the Second District Court of Appeal

Yes 267,663 votes

No 151,908 votes

Retention of Judge Robert Morris of the Second District Court of Appeal

Yes 263,589 votes

No 155,989 votes

Retention of Judge Stevan Travis Northcutt of the Second District Court of Appeal

Yes 256,261 votes

No 161,781 votes

Retention of Judge John K. Stargel of the Second District Court of Appeal

Yes 255,733 votes

No 161,648 votes

Retention of Judge Craig C. Villanti of the Second District Court of Appeal

Yes 251,353 votes

No 164,735 votes

For County Court Judge, Group 14, the whole number of votes cast was 413,686 of which

Melissa Black received 265,736 votes

Mike Isaak received 147,950 votes

**\*\*\* Official Results \*\*\***  
**CERTIFICATE OF COUNTY CANVASSING BOARD**  
**HILLSBOROUGH COUNTY**

For Temple Terrace City Council, the whole number of votes cast was 17,228 of which

James Chambers	received	4,221 votes
Alison McGillivray Fernandez	received	4,133 votes
Robert "Bob" Friedman	received	3,352 votes
Gil Schisler	received	3,833 votes
Brandon Smith	received	1,689 votes

For Arbor Greene Community Development District, Seat 1, the whole number of votes cast was 1,481 of which

Mike Candella	received	903 votes
Kevin R Kerrigan	received	578 votes

For Arbor Greene Community Development District, Seat 2, the whole number of votes cast was 1,485 of which

Adam Bell	received	321 votes
Matt Dykeman	received	576 votes
Thomson George	received	189 votes
Susan A. Waldman	received	399 votes

For Cory Lakes Community Development District, Seat 5, the whole number of votes cast was 1,231 of which

Cynthia McIntyre	received	634 votes
Sid Shah	received	597 votes

For Covington Park Community Development District, Seat 2, the whole number of votes cast was 988 of which

Stephen J. Brown	received	536 votes
Teresa Elaine Reidt	received	452 votes

For Covington Park Community Development District, Seat 3, the whole number of votes cast was 977 of which

Ronald Blue	received	608 votes
William C Gallen	received	369 votes

**\*\*\* Official Results \*\*\***  
**CERTIFICATE OF COUNTY CANVASSING BOARD**  
**HILLSBOROUGH COUNTY**

For Harbor Bay Community Development District, Seat 1, the whole number of votes cast was 1,512 of which

Michael Rodriguez	received	777 votes
Ryan Wick	received	735 votes

For Harbor Bay Community Development District, Seat 3, the whole number of votes cast was 1,562 of which

Horace Robert Lynch Sr.	received	565 votes
Dean L. Walters	received	997 votes

For Heritage Harbor Community Development District, Seat 5, the whole number of votes cast was 769 of which

Benjamin L Delaney	received	440 votes
David Penzer	received	329 votes

For Hillsborough Soil and Water Conservation District, Group 2, the whole number of votes cast was 391,793 of which

Ryan Gill	received	232,509 votes
Kim "Klarc" O'Connor	received	159,284 votes

For Hillsborough Soil and Water Conservation District, Group 3, the whole number of votes cast was 386,655 of which

David Maynard	received	186,400 votes
Adam Young	received	200,255 votes

For K-Bar Ranch Community Development District, Seat 5, the whole number of votes cast was 603 of which

Frank E. Morales	received	361 votes
Christiane Rinck	received	242 votes

For Rivercrest Community Development District, Seat 2, the whole number of votes cast was 967 of which

Edward Lamp II	received	429 votes
Joseph Allen McGee	received	538 votes

**\*\*\* Official Results \*\*\***  
**CERTIFICATE OF COUNTY CANVASSING BOARD**  
**HILLSBOROUGH COUNTY**

For South Fork East Community Development District, Seat 4, the whole number of votes cast was 1,122 of which

Karen Gagliardi	received	671 votes
Eric Spann	received	451 votes

For Tampa Palms Open Space & Transportation Community Development District, Seat 1, the whole number of votes cast was 2,570 of which

Rafael Cubas	received	1,174 votes
Fred Pfister	received	1,396 votes

For Tampa Palms Open Space & Transportation Community Development District, Seat 3, the whole number of votes cast was 2,570 of which

Pamela Cubas	received	1,229 votes
Jay Krause	received	1,341 votes

For The Hammocks Community Development District, Seat 3, the whole number of votes cast was 292 of which

Sandra Dee Hensley-Oram	received	126 votes
Michelle Rodriguez	received	166 votes

For The Hammocks Community Development District, Seat 4, the whole number of votes cast was 293 of which

William Jeff Bryson	received	138 votes
Mike Henke	received	155 votes

For Waterleaf Community Development District, Seat 3, the whole number of votes cast was 622 of which

Robert R. Bishop	received	238 votes
Bob Crespo	received	384 votes

For Waterleaf Community Development District, Seat 5, the whole number of votes cast was 622 of which


Robert S. Bernardo	received	295 votes
James R. Ciciora	received	327 votes

**\*\*\* Official Results \*\*\***  
**CERTIFICATE OF COUNTY CANVASSING BOARD**  
**HILLSBOROUGH COUNTY**

For Westchase Community Development District, Seat 2, the whole number of votes cast was 4,484 of which

Christopher "Chris" Barrett	received	3,271 votes
Basil Anthony Piazza	received	1,213 votes

We Certify that pursuant to Section 102.112, Florida Statutes, the canvassing board has compared the number of persons who voted with the number of ballots counted and that the certification includes all valid votes cast in the election.

 11/18/2022  
\_\_\_\_\_  
COUNTY JUDGE

 11/18/2022  
\_\_\_\_\_  
SUPERVISOR OF ELECTIONS

\_\_\_\_\_  
COUNTY JUDGE

**Certified**  
**Election Results**

**\*\*\* Official Results \*\*\***  
**CERTIFICATE OF COUNTY CANVASSING BOARD**  
**HILLSBOROUGH COUNTY**

We, the undersigned, MARGARET TAYLOR, County Judge, CRAIG LATIMER, Supervisor of Elections, MIRIAM VALKENBURG, County Judge, constituting the Board of County Canvassers in and for said County, do hereby certify that we met on the Eighteenth day of November, 2022 A.D., and proceeded publicly to canvass the votes given for the Proposed Amendments to the Constitution of the State of Florida and Proposed Amendments to the Constitution of the State of Florida Referendums on the Eighth day of November, 2022 A.D. as shown by the returns on file in the office of the Supervisor of Elections. We do hereby certify from said returns as follows:

**NO. 1**  
**CONSTITUTIONAL AMENDMENT**  
**ARTICLE VII, SECTION 4; ARTICLE XII, SECTION 42**  
**LIMITATION ON ASSESSMENT OF REAL PROPERTY USED**  
**FOR RESIDENTIAL PURPOSES**

Proposing an amendment to the State Constitution, effective January 1, 2023, to authorize the Legislature, by general law, to prohibit the consideration of any change or improvement made to real property used for residential purposes to improve the property's resistance to flood damage in determining the assessed value of such property for ad valorem taxation purposes.

Yes for Approval	198,663	votes
No for Rejection	235,637	votes

**NO. 2**  
**CONSTITUTIONAL AMENDMENT**  
**S.5, ART. II, S. 5, ART. XI, REPEAL S. 2, ART. XI, FLA. CONST.**  
**ABOLISHING THE CONSTITUTION REVISION COMMISSION**

Proposing an amendment to the State Constitution to abolish the Constitution Revision Commission, which meets at 20-year intervals and is scheduled to next convene in 2037, as a method of submitting proposed amendments or revisions to the State Constitution to electors of the state for approval. This amendment does not affect the ability to revise or amend the State Constitution through citizen initiative, constitutional convention, the Taxation and Budget Reform Commission, or legislative joint resolution.

Yes for Approval	237,329	votes
No for Rejection	193,993	votes

**NO. 3**  
**CONSTITUTIONAL AMENDMENT**  
**ARTICLE VII, SECTION 6; ARTICLE XII**  
**ADDITIONAL HOMESTEAD PROPERTY TAX EXEMPTION**  
**FOR SPECIFIED CRITICAL PUBLIC SERVICES WORKFORCE**

Proposing an amendment to the State Constitution to authorize the Legislature, by general law, to grant an additional homestead tax exemption for nonschool levies of up to \$50,000 of the assessed value of homestead property owned by classroom teachers, law enforcement officers, correctional officers, firefighters, emergency medical technicians, paramedics, child welfare services professionals, active duty members of the United States Armed Forces, and Florida National Guard members. This amendment shall take effect January 1, 2023.

Yes for Approval	248,282	votes
No for Rejection	195,498	votes

\*\*\* Official Results \*\*\*  
CERTIFICATE OF COUNTY CANVASSING BOARD  
HILLSBOROUGH COUNTY

**HILLSBOROUGH COUNTY REFERENDUM**

Hillsborough County Referendum

Yes for Approval	217,069	votes
No for Rejection	228,304	votes

**CITY OF TEMPLE TERRACE QUESTION**

City of Temple Terrace Question


Yes for Approval	3,269	votes
No for Rejection	4,898	votes

**LAKE MAGDALENE SPECIAL TAX DISTRICT REFERENDUM**

Lake Magdalene Special Tax District Referendum

Yes for Approval	232	votes
No for Rejection	229	votes

We Certify that pursuant to Section 102.112, Florida Statutes, the canvassing board has compared the number of persons who voted with the number of ballots counted and that the certification includes all valid votes cast in the election.

 11/18/2022  
\_\_\_\_\_  
COUNTY JUDGE

 11/18/2022  
\_\_\_\_\_  
SUPERVISOR OF ELECTIONS

\_\_\_\_\_  
COUNTY JUDGE

**Certified  
Election Results**

**CONDUCT OF ELECTION REPORT**  
**SECTION 102.141(9), FLORIDA STATUTES**

The County Canvassing Board must submit a completed Conduct of Election Report to the Division of Elections at the same time that the board submits its certified official election results for any presidential preference primary, general, primary, or special election, whichever is applicable.

On behalf of the county canvassing board, the Supervisor must submit the report via the SOE File Transfer Utility on the SOE portal. For assistance if needed, please contact the Bureau of Voting Systems Certification, Eleonor Lipman; [EleonorG.Lipman@dos.myflorida.com](mailto:EleonorG.Lipman@dos.myflorida.com); 850-245-6258 or Zane Wood; [Zane.Wood@dos.myflorida.com](mailto:Zane.Wood@dos.myflorida.com); 850-245-6123.

**GENERAL INFORMATION**

1. County: Hillsborough

Date of Election: November 8, 2022

- Election (Check one):
- Presidential Preference Primary Election
  - Primary Election
  - General Election
  - Other election (specify): \_\_\_\_\_

2. Election Definition created by (Check one):
- County Supervisor of Elections' Office (SOE)
  - Vendor
  - Consultant
  - Other (specify): \_\_\_\_\_

**EQUIPMENT**

3. Voting Devices (Insert the applicable number):

Vote-by-Mail (VBM) Central Count Marksense Scanners (e.g., DS200, DS450, DS850, ICC, DRE, ICE)		
Initial Total VBM Scanners	Removed	Replaced or Added
7	0	0

Precinct Count Marksense Scanners (e.g., DS200, ICE)				
	Number of Polling Locations	Initial Total Deployed	Removed	Replaced or Added
Early Voting	26	63	2	2
Election Day	247	305	3	3



**CONDUCT OF ELECTION REPORT**  
SECTION 102.141(9), FLORIDA STATUTES

Voter Interface Device (e.g., Automark, ExpressVote, or ICE)				
	Number of Polling Locations	Initial Total Deployed	Removed	Replaced or Added
Early Voting	26	27	1	1
Election Day	247	247	1	1

*Reason for removal, replacement or addition of voting devices:*

DS200s were removed and replaced due to jamming of ballots.

ExpressVotes were removed and replaced due to calibration issues.

4. Did **equipment or software** issues occur at the precinct level, at a counting location, or within computer and telecommunications networks supporting county location? (*Section 102.141, F.S.*)

**NO** Proceed to #5.

**YES** Specify the number of issues in the appropriate column(s) in the table below, indicate the specific type of issue(s) incurred on the checklist, and explain the steps taken to resolve the issue(s) on the lines provided ( check this box if on a separate sheet).

		Number of issues		
		Early Voting Site	Election Day Polling Locations	Central Location
Equipment	MarkSense Scanner		5	
	Voter Interface Device			
Software	MarkSense Scanner			
	Voter Interface Device			
Computer	Election Mgmt. System			
Telecommunications	Modems and Phone lines			

**CONDUCT OF ELECTION REPORT**  
SECTION 102.141(9), FLORIDA STATUTES

<b>Checklist for type of equipment/software issues encountered (Check all that apply)</b>	
<b>Early Voting and Election Day Election Day</b>	
<b>Voting devices DS200 tabulators</b>	
<input type="checkbox"/>	Voting devices – not connected to electrical power or power source issue
<input type="checkbox"/>	Voting devices – battery backup issue – battery not charged
<input type="checkbox"/>	Voting devices – battery backup issue – removed from service
<input type="checkbox"/>	Voter interface device issue – repaired – remained in service
<input type="checkbox"/>	Voter interface device media issue – media replaced
<input type="checkbox"/>	Marksense scanner issue – repaired – remained in service
<input type="checkbox"/>	Marksense scanner memory media issue – media replaced
<input type="checkbox"/>	Marksense scanner did not reject a blank ballot
<input type="checkbox"/>	Marksense scanner did not reject a ballot with an overvoted contest
<input type="checkbox"/>	Marksense scanner did not accept one or more undervoted contests
<input type="checkbox"/>	Ballot box diverter issue – removed from service
<input type="checkbox"/>	Ballot box diverter issue – repaired – remained in service
<input checked="" type="checkbox"/>	Used the marksense scanner’s ballot box emergency/auxiliary bin
<input type="checkbox"/>	Could not complete a planned modem upload or problems with the phone lines
<input type="checkbox"/>	Other – Provide the description
<b>Central Location</b>	
<i>Vote-by-Mail tabulation</i>	
<input type="checkbox"/>	Marksense scanner issue – repaired – remained in service
<input type="checkbox"/>	Marksense scanner memory media issue – media replaced
<input type="checkbox"/>	Other – Provide the description
<b>Election Management</b>	
<input type="checkbox"/>	Problem uploading results or creating reports
<input type="checkbox"/>	Other – Provide the description

*Steps Taken to Resolve:*

DS200s were replaced (see above) or the jam was cleared.

---



---



---

**CONDUCT OF ELECTION REPORT**  
**SECTION 102.141(9), FLORIDA STATUTES**

5. Were any **election definition errors** discovered after the logic and accuracy test?  
 (Section 102.141., F.S.)

- NO** Proceed to #6.
- YES** Specify the number of issues in the appropriate column(s) in the table below and explain the steps taken to resolve the issue(s) on the lines provided ( check this box if on a separate sheet).

	Number of issues		
	Election definition issues	Precinct count media issues	Central count media issues
County created definition or media			
Vendor created definition or media <u>with correct</u> county information			
Vendor created definition or media <u>with incorrect</u> information from the county			

*Notes: Election Day refers to the polling locations. Media refers to a tabulator's memory cards, memory packs, USB flash memory, zip drive, PEBs, etc.*

Steps Taken to Resolve:

---



---



---

**BALLOTS**

6. **Ballot-Printing** (Check all that apply):

	Early Voting	Election Day	Vote-by-Mail
Ballot-on-Demand (BOD)	<input checked="" type="checkbox"/>	<input checked="" type="checkbox"/>	<input checked="" type="checkbox"/>
Ballot Printer Service (provided by SOE's Voting System Vendor)	<input type="checkbox"/>	<input type="checkbox"/>	<input type="checkbox"/>

**CONDUCT OF ELECTION REPORT**  
**SECTION 102.141(9), FLORIDA STATUTES**

	Early Voting	Election Day	Vote-by-Mail
Ballot Printer Service (provided by vendor other than SOE's Voting System)	<input type="checkbox"/>	<input checked="" type="checkbox"/>	<input checked="" type="checkbox"/>

7. Did any **ballot printing and/or ballot supply problems** occur? (Section 102.141., F.S.)

- NO** Proceed to #8.
- YES** Specify the number of issues in the appropriate column(s) in the table below, indicate the specific type of issue(s) incurred on the checklist, and explain the steps taken to resolve the issue(s) on the lines provided ( check this box if on a separate sheet).

	Number of issues			
	Electronic ballot layout issues	Paper ballot layout issues	Paper ballot printer issues	Paper ballot supply problems
County created the ballot				
Vendor created <u>with correct</u> county information				
Vendor created <u>with incorrect</u> information from the county				

Checklist for type of ballot or printer issues encountered (Check all that apply)	
<b>Early Voting and Election Day</b>	
<b>Polling location</b> (please identify the location)	
<input type="checkbox"/>	Incorrect ballots provided to the voter – poll worker
<input type="checkbox"/>	Ballot moisture (humidity) cannot scan
<input type="checkbox"/>	Multi-language or minority language (e.g., Spanish) ballots – not available and/or issues
<b>Vote-by-Mail</b>	
<input type="checkbox"/>	Incorrect ballots provided to the voter – election staff
<input type="checkbox"/>	Incorrect ballots provided to the voter – vendor error
<input type="checkbox"/>	Multi-language or minority language (e.g., Spanish) ballots – not available and/or issues
<b>Ballot-on-demand (BOD)</b>	
<input type="checkbox"/>	Printed incorrect ballots – printer configuration error, such as duplex
<input type="checkbox"/>	Printed incorrect ballots – software error
<input type="checkbox"/>	Printer failure
<input type="checkbox"/>	Incorrect ballots provided to the voter – poll worker

**CONDUCT OF ELECTION REPORT**  
SECTION 102.141(9), FLORIDA STATUTES

Checklist for type of ballot or printer issues encountered (Check all that apply)	
<b>Other</b>	
<input type="checkbox"/>	Describe the issue:

*Steps Taken to Resolve:*

---



---



---

**ELECTION ADMINISTRATION**

8. Did you have any **staffing shortages and/or procedural problems by employees or precinct workers** during the conduct of the election?

*(Section 102.141, F.S.)*

**NO** Proceed to #9.

**YES** Specify the number of issues in the appropriate column(s) in the table below, indicate how the issue was addressed, and explain the steps taken to resolve the issue(s) on the lines provided ( check this box if on a separate sheet).

Who experienced the issue	Number of shortages	Number of times that additional training may have mitigated the problem(s)	Number of times when procedures were not followed
Poll workers			
Election staff			
Security			
Temporary support			

*Steps Taken to Resolve:*

---



---



---

**CONDUCT OF ELECTION REPORT**  
SECTION 102.141(9), FLORIDA STATUTES

9. Were there instances when the needs for **staffing and equipment were insufficient** to meet voters' needs? (Section 102.141, F.S.)

- NO** Proceed to #10.
- YES** Specify the numbers in the appropriate column(s) in the next table and explain the steps taken to resolve the issue(s) on the lines provided ( check this box if on a separate sheet).

	Number of planned resources for Election Day	Number of resources available for Election Day	Number of insufficient resources on Election Day to meet the voters' needs
Poll workers			
Election staff			
Voting devices		Note below and see page 1	
Other equipment and supplies			

*Note: The number of "planned" items are based on the Election Day estimates, and "available" is the actual items at the start of the Election Day. Note that the number of voting devices available is based on the actual initial total deployment including voter interface devices as provided on page 1 for Election Day. Other equipment and supplies, for example, refers to summation of the number of electronic poll book devices, provisional ballot supplies, ballot boxes, transfer bags, etc.*

Steps Taken to Resolve:

---



---



---



---

10. Did you experience any issues associated with Voter Check – In? (Section 102.141., F.S.)

- NO** Proceed to #11.
- YES** Specify the number of issues in the appropriate column(s) in the table below, indicate the specific type of issue(s) incurred on the checklist, and explain the steps taken to resolve the issue(s) on the lines provided ( check this box if on a separate sheet).

**CONDUCT OF ELECTION REPORT**  
**SECTION 102.141(9), FLORIDA STATUTES**

	Number of issues	
	Early Voting Site	Election Day Polling Locations
Electronic Poll Book/ Precinct Register (If used in election)	~50	
Paper poll book / precinct register		

Checklist for type of voter check-in issues encountered (Check all that apply)	
<b>Early Voting and Election Day</b>	
<b>Electronic-Poll Book</b>	
Type: Epollbook	Vendor: Tenex
<input type="checkbox"/>	Electronic Poll Book – not connected to electrical power or power source issue
<input type="checkbox"/>	Electronic Poll Book functionality issue – repaired – remained in service
<input type="checkbox"/>	Electronic Poll Book functionality issue – removed from service
<input type="checkbox"/>	Electronic Poll Book media issue – media replaced
<input type="checkbox"/>	Electronic Poll Book connectivity issue – repaired – remained in service
<input type="checkbox"/>	Electronic Poll Book connectivity issue – removed from service
<input checked="" type="checkbox"/>	Electronic Poll Book Check-In Process
<b>Paper poll book / precinct register</b>	
<input type="checkbox"/>	Paper Poll Book – Incorrect
<input type="checkbox"/>	Paper Poll Book – Check-In Process
<b>Other</b>	
<input type="checkbox"/>	Describe the issue:

*Steps Taken to Resolve:*

In about 50 instances, the epollbook would freeze or crash after a voter was checked in and before the ballot was printed. This was likely due to repeated or multiple touches to the "print" button. Resolution was to remind the poll workers to not repeatedly hit the "print" button and to re-process the voter.

**CONDUCT OF ELECTION REPORT**  
SECTION 102.141(9), FLORIDA STATUTES

11. Did you experience **any additional issues** associated with the conduct of election?  
 (Section 102.141, F.S.)

- NO**      Proceed to #12.
- YES**      Indicate on the checklist the type of issue(s), and explain the steps taken to resolve the issue(s) on the lines provided ( check this box if on a separate sheet).

Checklist for Additional Issues	
<b>Early Voting and Election Day</b>	
<b>Polling location</b>	
<input type="checkbox"/>	Incorrect setup
<input type="checkbox"/>	Solicitation area violated
<input type="checkbox"/>	Incompatible for ADA accessibility
<input type="checkbox"/>	Incompatible for use as a polling location
<b>Voters</b>	
<input type="checkbox"/>	Fleeing voter
<input type="checkbox"/>	Disruptive behavior
<input type="checkbox"/>	Disruptive photography
<b>Observers</b>	
<input type="checkbox"/>	Not approved
<input type="checkbox"/>	Disruptive behavior
<input type="checkbox"/>	Disruptive photography
<b>Media and/or citizen polling</b>	
<input type="checkbox"/>	Disruptive behavior
<b>Other</b>	
<input type="checkbox"/>	Describe the issue:

*Steps Taken to Resolve:*

---



---



---



**CONDUCT OF ELECTION REPORT**  
**SECTION 102.141(9), FLORIDA STATUTES**

**CANVASSING BOARD**

12. If the canvassing board conducted a manual recount of overvotes and undervotes, does the canvassing board have suggested revisions to the law or the rules for determining a voter's choice?  
(Sections 101.6952(2) and 102.166(4), F.S. and Rules 1S-2.027 and 1S-2.051)

- N/A** Proceed to #13.
- NO** Proceed to #13.
- YES** Provide suggested revisions below. If needed, attach additional pages and a copy of a representative ballot for which a determination could not be made to illustrate the issue.

*Proposed revisions to standards for determining a voter's choice:*

---


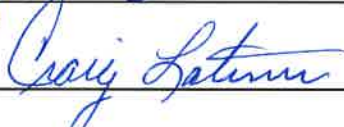
---

---

---

13.

**County Canvassing Board**

Print Name	Signature	Title	Date
Margaret R. Taylor		County Judge	11/18/2022
CRAIG LATIMER		SOE	11/18/2022

**NOTICE:** A statutory duty exists to continually report any new or additional information on any of the items required to be included in this Report. The supervisor of elections on behalf of the board must:

- Notify the Division of Elections no later than the next business day after the discovery of the information; and
- Submit a signed written report amended report no later than no later than 10 days after the discovery. (Section 102.141, F.S.)

**CONDUCT OF ELECTION REPORT**  
**SECTION 102.141(9), FLORIDA STATUTES**

Addendum

This section asks what services and materials were provided to accommodate Spanish language voters.

1. Type of Spanish-language ballot used in county:

Select all that apply	
<b>Spanish-Language Ballots</b>	
<input type="checkbox"/>	Unilingual Ballot
<input checked="" type="checkbox"/>	Bi- or multilingual ballot
<input checked="" type="checkbox"/>	Voter Interface Device (Automark, Expressvote, or ICE)

2. Number of persons that requested Spanish-language ballot? **(only applicable to counties with single language ballots)**: \_\_\_\_\_

3. Form of language assistance offered at the Supervisor of Elections Office:

Select all that apply	
<input checked="" type="checkbox"/>	Bilingual staff
<input checked="" type="checkbox"/>	Spanish voter assistance hotline
<input type="checkbox"/>	Professional translation services by phone
<input checked="" type="checkbox"/>	Spanish language election related signage and materials
<input type="checkbox"/>	Other- describe

4. Form of language assistance offered at the polls:

Select all that apply	
<input checked="" type="checkbox"/>	Bilingual election worker
<input checked="" type="checkbox"/>	Spanish voter assistance hotline
<input type="checkbox"/>	Professional translation services by phone
<input type="checkbox"/>	Virtual bilingual election worker
<input checked="" type="checkbox"/>	Spanish language election related signage and materials
<input checked="" type="checkbox"/>	Other- describe Bi-lingual staff at central office are available at all times during voting hours.

**CONDUCT OF ELECTION REPORT**  
**SECTION 102.141(9), FLORIDA STATUTES**

5. Number of persons that accessed the Spanish-language website: \_\_\_\_\_

6. Form of language assistance offered on website:

<b>Select all that apply</b>	
<input checked="" type="checkbox"/>	Fully translated website in Spanish
<input checked="" type="checkbox"/>	Link to state's Spanish-language information website
<input checked="" type="checkbox"/>	Spanish language election related materials
<input type="checkbox"/>	Other- describe

7. Provide any additional relevant information: \_\_\_\_\_

---

---

---

---