



Meeting of the Hillsborough County Canvassing Board
Primary Election Cycle
August 25, 2022 – Canvassing Board Meeting

Pursuant to notice duly given, the Hillsborough County Canvassing Board (the “Board”) assembled and held a meeting at 5:00 PM at the Robert L. Gilder Elections Service Center, 2514 N. Falkenburg Road, Tampa, Florida.

BOARD MEMBERS PRESENT Judge Margaret Taylor, Chair
 Craig Latimer, Supervisor of Elections
 Judge Miriam Valkenburg

ALSO PRESENT Mary Helen Farris, Deputy County Attorney

MEMBERS OF THE PUBLIC Members of the public

The meeting was called to order by Judge Taylor at 5:01 PM. It was determined that a quorum was established.

Members of the public were present and were given the opportunity to provide public comment. Members of the public did not provide public comment.

The Board was presented with 195 provisional ballots for review: 87 recommend accept and 108 recommend rejected. The Board accepted 87 provisional ballots and rejected 108.

EARLY VOTING PROVISIONAL BALLOTS		
Recommend Reject		
Reason	Total	Notes
Not Registered for Election	11	Voters were not registered to vote
Wrong Precinct	1	Voter voted ballot for incorrect precinct
Already Voted	3	Voters had already voted prior to visiting an Early Vote location
Total	15	
ELECTION DAY PROVISIONAL BALLOTS		
Recommend Accept		
Reason	Total	Notes
Signature Matches	67	Voters did not present proper ID – Office was able to verify
Located and Eligible	14	Poll worker was unable to locate the voter on Election Day - Office located
Voter has not Voted	6	Poll worker told voter they already voted - Office verified they did not
Total	87	

ELECTION DAY PROVISIONAL BALLOTS		
Recommend Reject		
Reason	Total	Notes
Signature Mismatch	5	Voters did not present proper ID - we were not able to verify
Already Voted	23	Voters had already voted prior to Election Day
Voted Wrong Precinct Ballot	20	Voters voted at incorrect precinct
Not Registered for Election	31	Voters were not registered to vote for this election
Voted Wrong Party Ballot	10	Voters voted for party they were not registered to
Invalid Address	1	Voter did not present proper ID, we located, but address provided is not residential
Challenged Voter	3	Voters' eligibility was challenged
Total	93	


The Vote By Mail report was presented with the following: to date 342,200 ballots have been mailed; 122,027 ballots have been returned; 373 ballots returned with voter errors.

The Board was presented with 373 Vote By Mail Ballots with voter errors. The board accepted 5 and rejected 368.

After the accepted ballots were tabulated, the Board certified the first unofficial results and ordered a machine recount for the following two races: County Court Judge Group 14 and School Board of Hillsborough County Millage Election.

The next full Board meeting will be August 26, 2022 at 10:00 AM to conduct the Logic and Accuracy Test for the Machine Recount and begin the recount.

The meeting recessed at 6:32 PM.


 Britney Bridgman, Executive Assistant
 August 25, 2022

Craig Latimer
Supervisor of Elections
Absentee Totals

Hillsborough County, FL

Date 25-Aug-2022

Time 05:02 PM

179 2022 Primary Election

23-Aug-2022 Primary Election

Start Date 01-Jan-2022 12:00 am

End Date 25-Aug-2022 5:01 pm

Ballot Style ALL

	Military			Civilian		Total
	Domestic	Absent Dom	Overseas	Domestic	Overseas	
Opening Totals						
Absentee Requests						
Voters requesting absentee ballots						
Canceled and Ineligible absentee requests	4,038	4,227	684	329,124	2,290	340,363
Adjusted total of absentee requests	(94)	(302)	(26)	(9,747)	(41)	(10,210)
	3,944	3,925	658	319,377	2,249	330,153
Ballots Delivered/Mailed						
Absentee requests sent first absentee ballot	0	0	0	0	0	0
Replacement absentee ballots issued	0	0	0	0	0	0
Ballots issued to requests that were canceled	(23)	(45)	(5)	(2,572)	(15)	(2,660)
Total absentee ballots issued to valid requests	(23)	(45)	(5)	(2,572)	(15)	(2,660)
Ballots Returned						
Absentee ballots returned	0	0	0	0	0	0
Absentee ballots returned with voter errors	0	0	0	0	0	0
Total absentee ballots to be tabulated	0	0	0	0	0	0
This Period's Activity						
Voters requesting absentee ballots	187	161	43	15,212	207	15,810
Canceled and Ineligible absentee requests	(126)	(308)	(43)	(11,043)	(121)	(11,641)
Absentee requests sent first absentee ballot	4,026	3,594	659	326,003	2,349	336,631
Replacement absentee ballots issued	103	104	33	7,861	128	8,229
Ballots issued to requests that were canceled in period	0	0	0	0	0	0
Ballots Returned						
Absentee ballots returned	1,172	442	76	120,017	320	122,027
Absentee ballots returned with voter errors	(2)	(5)	(1)	(363)	(2)	(373)
Ballots returned in this period reinstated by Cnvssg Brd	4	2	1	211	1	219
Net increase in ballots to be tabulated	1,170	437	75	119,654	318	121,654
Closing Totals						
Absentee Requests						
Voters requesting absentee ballots	4,225	4,388	727	344,336	2,497	356,173
Canceled and Ineligible absentee requests	(220)	(610)	(69)	(20,790)	(162)	(21,851)
Adjusted total of absentee requests	4,005	3,778	658	323,546	2,335	334,322
Ballots Delivered/Mailed						
Absentee requests sent first absentee ballot	4,026	3,594	659	326,003	2,349	336,631
Replacement absentee ballots issued	103	104	33	7,861	128	8,229
Ballots issued to requests that were canceled	(23)	(45)	(5)	(2,572)	(15)	(2,660)
Total absentee ballots issued to valid requests	4,106	3,653	687	331,292	2,462	342,200
Ballots Returned						
Absentee ballots returned	1,172	442	76	120,017	320	122,027
Absentee ballots returned with voter errors	(2)	(5)	(1)	(363)	(2)	(373)
Total absentee ballots to be tabulated	1,170	437	75	119,654	318	121,654

	TOTAL VOTES	%	AV-	EV-	ED-	PV-
PRECINCTS COUNTED (OF 448)	448	100.00				
REGISTERED VOTERS - TOTAL	908,954					
REGISTERED VOTERS - Republican	284,715	31.32				
REGISTERED VOTERS - Democratic	340,696	37.48				
REGISTERED VOTERS - Nonpartisan	283,543					
BALLOTS CAST - TOTAL	229,064		121,611	36,521	70,932	0
BALLOTS CAST - Republican	92,902	40.56	40,850	16,246	35,806	0
BALLOTS CAST - Democratic	104,799	45.75	60,889	17,024	26,886	0
BALLOTS CAST - Nonpartisan	31,363	13.69	19,872	3,251	8,240	0
BALLOTS CAST - BLANK	125	.05	39	29	57	0
VOTER TURNOUT - TOTAL		25.20				
VOTER TURNOUT - Republican		32.63				
VOTER TURNOUT - Democratic		30.76				
VOTER TURNOUT - BLANK		.01				

[Signature] 08/25/2022
 Judge Margaret Taylor
 Craig Latham 8/25/22
 Miriam Ackenberg
 8/25/2022

	TOTAL VOTES	%	AV-	EV-	ED-	PV-
Representative in Congress District 14						
(VOTE FOR) 1						
James Judge	15,220	53.37	6,667	2,952	5,601	0
Samar "Sam" Nashagh	4,821	16.91	2,449	805	1,567	0
Jerry Torres	8,475	29.72	3,377	1,430	3,668	0
Over Votes	11		4	1	6	0
Under Votes	1,841		950	237	654	0
Representative in Congress District 15						
(VOTE FOR) 1						
Demetries "Commander" Grimes	2,923	8.88	1,257	406	1,260	0
Laurel Lee	14,607	44.37	6,309	2,399	5,899	0
Kevin "Mac" McGovern.	2,699	8.20	1,247	391	1,061	0
Kelli Stargel	8,198	24.90	3,043	1,647	3,508	0
Jackie Toledo	4,496	13.66	2,131	686	1,679	0
Over Votes	18		11	1	6	0
Under Votes	649		332	55	262	0
Representative in Congress District 16						
(VOTE FOR) 1						
Vern Buchanan	24,481	86.59	11,020	4,575	8,886	0
Martin Hyde.	3,790	13.41	1,733	581	1,476	0
Over Votes	3		1	1	1	0
Under Votes	670		319	79	272	0
Commissioner of Agriculture						
(VOTE FOR) 1						
James W. Shaw	27,893	31.53	11,927	4,248	11,718	0
Wilton Simpson.	60,568	68.47	26,830	11,457	22,281	0
Over Votes	17		7	3	7	0
Under Votes	4,424		2,086	538	1,800	0
State Senator District 20 UPC						
(VOTE FOR) 1						
Jim Boyd.	31,780	78.45	16,711	5,418	9,651	0
John Houman.	8,729	21.55	5,041	1,286	2,402	0
Over Votes	6		3	0	3	0
Under Votes	6,726		4,020	995	1,711	0
State Representative District 65						
(VOTE FOR) 1						
Karen Gonzalez Pittman	5,933	44.08	2,804	1,156	1,973	0
Jake Hoffman	5,693	42.29	1,908	1,147	2,638	0
Michael C. Minardi	1,835	13.63	953	268	614	0
Over Votes	7		7	0	0	0
Under Votes	751		373	87	291	0

	TOTAL VOTES	%	AV-	EV-	ED-	PV-
State Representative District 68						
(VOTE FOR) 1						
Paul Hatfield	3,061	19.75	1,228	375	1,458	0
Lawrence McClure	12,434	80.25	4,805	2,199	5,430	0
Over Votes	1		0	0	1	0
Under Votes	604		302	57	245	0
State Representative District 69						
(VOTE FOR) 1						
Daniel "Danny" Alvarez	10,937	85.06	4,680	2,256	4,001	0
Megan Angel Petty	1,921	14.94	930	288	703	0
Over Votes	5		3	0	2	0
Under Votes	486		219	61	206	0
Board of County Commissioners District 4 UPC						
(VOTE FOR) 1						
Noelle Licor	25,080	38.21	13,956	3,679	7,445	0
Michael Joseph Owen	40,555	61.79	19,807	6,588	14,160	0
Over Votes	14		6	3	5	0
Under Votes	8,126		4,770	1,101	2,255	0
Board of County Commissioners District 7						
(VOTE FOR) 1						
Chase Harrison	41,999	49.40	18,982	6,809	16,208	0
Joshua Wostal	43,013	50.60	18,107	8,420	16,486	0
Over Votes	13		4	2	7	0
Under Votes	7,877		3,757	1,015	3,105	0

	TOTAL VOTES	%	AV-	EV-	ED-	PV-
United States Senator						
(VOTE FOR) 1						
Ricardo De La Fuente	4,514	4.40	2,818	433	1,263	0
Val Demings	84,468	82.35	48,466	14,740	21,262	0
Brian Rush	6,632	6.47	4,232	720	1,680	0
William Sanchez	6,960	6.79	4,155	885	1,920	0
Over Votes	28		23	1	4	0
Under Votes	2,197		1,195	245	757	0
Representative in Congress District 14						
(VOTE FOR) 1						
Christopher Bradley	4,277	9.47	2,289	600	1,388	0
Kathy Castor	40,896	90.53	23,635	6,904	10,357	0
Over Votes	2		1	0	1	0
Under Votes	788		374	92	322	0
Representative in Congress District 15						
(VOTE FOR) 1						
Gavin Brown	6,525	21.46	3,553	1,041	1,931	0
Alan M. Cohn	10,783	35.47	6,611	1,813	2,359	0
Eddie Geller	6,571	21.61	3,427	1,175	1,969	0
Cesar Ramirez	4,998	16.44	2,951	678	1,369	0
William VanHorn	1,524	5.01	922	198	404	0
Over Votes	5		4	0	1	0
Under Votes	2,297		1,268	288	741	0
Governor and Lieutenant Governor						
(VOTE FOR) 1						
Charlie Crist	63,109	60.91	38,275	10,472	14,362	0
Cadance Daniel	2,489	2.40	1,499	323	667	0
Nicole "Nikki" Fried	35,621	34.38	18,976	5,813	10,832	0
Robert L. Willis	2,384	2.30	1,458	282	644	0
Over Votes	181		157	7	17	0
Under Votes	1,015		524	127	364	0
Attorney General						
(VOTE FOR) 1						
Aramis Ayala	45,578	46.50	25,114	7,762	12,702	0
Jim Lewis	21,546	21.98	13,110	3,144	5,292	0
Daniel Uhlfelder	30,902	31.52	18,772	5,304	6,826	0
Over Votes	16		10	2	4	0
Under Votes	6,757		3,883	812	2,062	0
Commissioner of Agriculture						
(VOTE FOR) 1						
Naomi Esther Blemur	53,616	55.53	31,544	9,003	13,069	0
J.R. Gaillot	17,150	17.76	9,707	2,904	4,539	0
Ryan Morales	25,795	26.71	15,042	4,037	6,716	0
Over Votes	30		25	2	3	0
Under Votes	8,208		4,571	1,078	2,559	0

	TOTAL VOTES	%	AV-	EV-	ED-	PV-
State Representative District 62						
(VOTE FOR) 1						
Wengay "Newt" Newton.	1,614	29.04	904	268	442	0
Jesse Philippe.	931	16.75	568	140	223	0
Michele K. Rayner.	3,013	54.21	1,712	514	787	0
Over Votes	3		3	0	0	0
Under Votes	252		134	27	91	0

	TOTAL VOTES	%	AV-	EV-	ED-	PV-
Circuit Judge, 13th Judicial Circuit Group 6						
(VOTE FOR) 1						
Belinda Noah	87,669	41.62	49,548	12,865	25,256	0
Wesley Tibbals.	122,996	58.38	62,466	21,311	39,219	0
Over Votes	27		16	0	11	0
Under Votes	18,372		9,581	2,345	6,446	0
Circuit Judge, 13th Judicial Circuit Group 37						
(VOTE FOR) 1						
Nancy L. Jacobs	109,392	51.88	63,303	16,516	29,573	0
Jared Smith.	101,472	48.12	48,752	17,662	35,058	0
Over Votes	36		26	3	7	0
Under Votes	18,164		9,530	2,340	6,294	0
County Court Judge Group 14						
(VOTE FOR) 1						
Melissa Black	62,387	29.85	34,935	9,218	18,234	0
Alicia Whiting Bozich	28,727	13.75	15,525	4,351	8,851	0
Linette "Starr" Brookins	58,568	28.03	34,055	9,969	14,544	0
Mike Isaak	59,292	28.37	26,745	10,420	22,127	0
Over Votes	92		62	6	24	0
Under Votes	19,998		10,289	2,557	7,152	0
School Board Member District 2						
(VOTE FOR) 1						
Damaris Allen	18,062	36.25	9,791	3,018	5,253	0
Stacy Hahn	31,759	63.75	16,013	5,331	10,415	0
Over Votes	9		4	2	3	0
Under Votes	3,112		1,792	394	926	0
School Board Member District 4						
(VOTE FOR) 1						
Hunter Gambrell	15,442	28.43	9,573	2,014	3,855	0
Patricia "Patti" Rendon.	28,842	53.10	12,487	5,260	11,095	0
Danielle Smalley	10,033	18.47	5,885	1,494	2,654	0
Over Votes	7		4	1	2	0
Under Votes	4,184		2,565	445	1,174	0
School Board Member District 6						
(VOTE FOR) 1						
Roshaun Gendrett	25,134	11.75	14,256	3,725	7,153	0
Alysha "Aly Marie" Legge	80,239	37.51	32,650	15,340	32,249	0
Karen Perez.	108,547	50.74	65,978	15,709	26,860	0
Over Votes	39		24	5	10	0
Under Votes	15,105		8,703	1,742	4,660	0
School Board of Hillsborough County Millage Election						
(VOTE FOR) 1						
Yes	110,485	49.87	63,138	15,958	31,389	0
No.	111,076	50.13	53,879	19,563	37,634	0
Over Votes	33		12	2	19	0
Under Votes	7,470		4,582	998	1,890	0

	TOTAL VOTES	%	AV-	EV-	ED-	PV-
Carrollwood Recreation Special Tax District Referendum						
(VOTE FOR) 1						
Yes	932	81.68	374	121	437	0
No.	209	18.32	97	24	88	0
Over Votes	0		0	0	0	0
Under Votes	17		6	2	9	0
Hammock Woods Special Tax District Referendum						
(VOTE FOR) 1						
Yes	41	50.62	18	10	13	0
No.	40	49.38	20	7	13	0
Over Votes	0		0	0	0	0
Under Votes	3		3	0	0	0
Lake Heather Special Tax District Referendum						
(VOTE FOR) 1						
Yes	83	65.87	48	14	21	0
No.	43	34.13	22	7	14	0
Over Votes	0		0	0	0	0
Under Votes	1		0	1	0	0
Lake Magdalene Special Tax District Referendum						
(VOTE FOR) 1						
Yes	117	48.15	52	27	38	0
No.	126	51.85	64	24	38	0
Over Votes	0		0	0	0	0
Under Votes	5		1	0	4	0
Logan Gate Village Special Tax District Referendum						
(VOTE FOR) 1						
Yes	185	50.68	119	33	33	0
No.	180	49.32	99	32	49	0
Over Votes	1		0	0	1	0
Under Votes	7		5	2	0	0
Northdale Special Tax District Referendum						
(VOTE FOR) 1						
Yes	1,012	59.29	512	215	285	0
No.	695	40.71	320	158	217	0
Over Votes	1		0	0	1	0
Under Votes	47		26	9	12	0

***** Unofficial *****
CERTIFICATE OF COUNTY CANVASSING BOARD
HILLSBOROUGH COUNTY

We, the undersigned, MARGARET TAYLOR, County Judge, CRAIG LATIMER, Supervisor of Elections, MIRIAM VALKENBURG, County Judge, constituting the Board of County Canvassers in and for said County, do hereby certify that we met on the Twenty-Fifth day of August, 2022 A.D., and proceeded publicly to canvass the votes given for the several offices and persons herein specified at the **Republican Party Primary Election** held on the Twenty-Third day of August, 2022 A.D., as shown by the returns on file in the office of the Supervisor of Elections. We do hereby certify from said returns as follows:

For Representative in Congress, District 14, the whole number of votes cast was 28,516 of which

James Judge	received	15,220 votes
Samar "Sam" Nashagh	received	4,821 votes
Jerry Torres	received	8,475 votes

For Representative in Congress, District 15, the whole number of votes cast was 32,923 of which

Demetries "Commander" Grimes	received	2,923 votes
Laurel Lee	received	14,607 votes
Kevin "Mac" McGovern	received	2,699 votes
Kelli Stargel	received	8,198 votes
Jackie Toledo	received	4,496 votes

For Representative in Congress, District 16, the whole number of votes cast was 28,271 of which

Vern Buchanan	received	24,481 votes
Martin Hyde	received	3,790 votes

For Commissioner of Agriculture, the whole number of votes cast was 88,461 of which

James W. Shaw	received	27,893 votes
Wilton Simpson	received	60,568 votes

For State Senator, District 20, the whole number of votes cast was 40,509 of which

Jim Boyd	received	31,780 votes
John Houman	received	8,729 votes

For State Representative, District 65, the whole number of votes cast was 13,461 of which

Karen Gonzalez Pittman	received	5,933 votes
Jake Hoffman	received	5,693 votes
Michael C. Minardi	received	1,835 votes

***** Unofficial *****
CERTIFICATE OF COUNTY CANVASSING BOARD
HILLSBOROUGH COUNTY

For State Representative, District 68, the whole number of votes cast was 15,495 of which

Paul D. Hatfield	received	3,061 votes
Lawrence McClure	received	12,434 votes

For State Representative, District 69, the whole number of votes cast was 12,858 of which

Daniel "Danny" Alvarez	received	10,937 votes
Megan Angel Petty	received	1,921 votes


For County Commissioner, District 4, the whole number of votes cast was 65,635 of which

Noelle Licor	received	25,080 votes
Michael Joseph Owen	received	40,555 votes


For County Commissioner, District 7, the whole number of votes cast was 85,012 of which

Chase Harrison	received	41,999 votes
Joshua Wostal	received	43,013 votes


08/25/2022



COUNTY JUDGE *Judge Morgan Taylor*



SUPERVISOR OF ELECTIONS *8/25/22*



COUNTY JUDGE *8/25/2022*

*** Unofficial ***
**CERTIFICATE OF COUNTY CANVASSING BOARD
HILLSBOROUGH COUNTY**

We, the undersigned, MARGARET TAYLOR, County Judge, CRAIG LATIMER, Supervisor of Elections, MIRIAM VALKENBURG, County Judge, constituting the Board of County Canvassers in and for said County, do hereby certify that we met on the Twenty-Fifth day of August, 2022 A.D., and proceeded publicly to canvass the votes given for the several offices and persons herein specified at the **Democratic Party Primary Election** held on the Twenty-Third day of August, 2022 A.D., as shown by the returns on file in the office of the Supervisor of Elections. We do hereby certify from said returns as follows:

For United States Senator, the whole number of votes cast was 102,574 of which

Ricardo De La Fuente	received	4,514 votes
Val Demings	received	84,468 votes
Brian Rush	received	6,632 votes
William Sanchez	received	6,960 votes

For Representative in Congress, District 14, the whole number of votes cast was 45,173 of which

Christopher Bradley	received	4,277 votes
Kathy Castor	received	40,896 votes

For Representative in Congress, District 15, the whole number of votes cast was 30,401 of which

Gavin Brown	received	6,525 votes
Alan M. Cohn	received	10,783 votes
Eddie Geller	received	6,571 votes
Cesar Ramirez	received	4,998 votes
William VanHorn	received	1,524 votes

For Governor, the whole number of votes cast was 103,603 of which

Charlie Crist	received	63,109 votes
Cadance Daniel	received	2,489 votes
Nicole "Nikki" Fried	received	35,621 votes
Robert L. Willis	received	2,384 votes

For Attorney General, the whole number of votes cast was 98,026 of which

Aramis Ayala	received	45,578 votes
Jim Lewis	received	21,546 votes
Daniel Uhlfelder	received	30,902 votes

*** Unofficial ***
**CERTIFICATE OF COUNTY CANVASSING BOARD
HILLSBOROUGH COUNTY**


For Commissioner of Agriculture, the whole number of votes cast was 96,561 of which

Naomi Esther Blemur	received	53,616 votes
J. R. Gaillot	received	17,150 votes
Ryan Morales	received	25,795 votes


For State Representative, District 62, the whole number of votes cast was 5,558 of which

Wengay "Newt" Newton	received	1,614 votes
Jesse Philippe	received	931 votes
Michele K. Rayner	received	3,013 votes


08/25/2022



COUNTY JUDGE *Judge Margaret Taylor*



SUPERVISOR OF ELECTIONS *8/25/22*



COUNTY JUDGE *8/25/2022*

***** Unofficial *****
CERTIFICATE OF COUNTY CANVASSING BOARD
HILLSBOROUGH COUNTY

We, the undersigned, MARGARET TAYLOR, County Judge, CRAIG LATIMER, Supervisor of Elections, MIRIAM VALKENBURG, County Judge, constituting the Board of County Canvassers in and for said County, do hereby certify that we met on the Twenty-Fifth day of August, 2022 A.D., and proceeded publicly to canvass the votes given for the several offices and persons herein specified at the **Nonpartisan Election** held on the Twenty-Third day of August, 2022 A.D., as shown by the returns on file in the office of the Supervisor of Elections. We do hereby certify from said returns as follows:

For Circuit Judge, 13th Judicial Circuit, Group 6, the whole number of votes cast was 210,665 of which

Belinda Noah	received	87,669 votes
Wesley Tibbals	received	122,996 votes

For Circuit Judge, 13th Judicial Circuit, Group 37, the whole number of votes cast was 210,864 of which

Nancy L. Jacobs	received	109,392 votes
Jared Smith	received	101,472 votes

For County Court Judge, Group 14, the whole number of votes cast was 208,974 of which

Melissa Black	received	62,387 votes
Alicia Whiting Bozich	received	28,727 votes
Linette "Starr" Brookins	received	58,568 votes
Mike Isaak	received	59,292 votes

For School Board, District 2, the whole number of votes cast was 49,821 of which

Damaris Allen	received	18,062 votes
Stacy Hahn	received	31,759 votes


For School Board, District 4, the whole number of votes cast was 54,317 of which


Hunter Gambrell	received	15,442 votes
Patricia "Patti" Rendon	received	28,842 votes
Danielle Smalley	received	10,033 votes


For School Board, District 6, the whole number of votes cast was 213,920 of which

Roshaun Gendrett	received	25,134 votes
Alysha "Aly Marie" Legge	received	80,239 votes
Karen Perez	received	108,547 votes

*** Unofficial ***
CERTIFICATE OF COUNTY CANVASSING BOARD
HILLSBOROUGH COUNTY


COUNTY JUDGE Judge Margaret Taylor 8/25/22


SUPERVISOR OF ELECTIONS Craig Letour 8/25/22


COUNTY JUDGE Miriam Walcott 8/22/2022

***** 1st Set of Unofficial Results *****
CERTIFICATE OF COUNTY CANVASSING BOARD
HILLSBOROUGH COUNTY

We, the undersigned, MARGARET TAYLOR, County Judge, CRAIG LATIMER, Supervisor of Elections, MIRIAM VALKENBURG, County Judge, constituting the Board of County Canvassers in and for said County, do hereby certify that we met on the Twenty-Fifth day of August, 2022 A.D., and proceeded publicly to canvass the votes given for the Referendums on the Twenty-Third day of August, 2022 A.D. as shown by the returns on file in the office of the Supervisor of Elections. We do hereby certify from said returns as follows:

SCHOOL BOARD OF HILLSBOROUGH COUNTY MILLAGE ELECTION

School Board of Hillsborough County Millage Election

Yes for Approval	110,485	votes
No for Rejection	111,076	votes

CARROLLWOOD RECREATION SPECIAL TAX DISTRICT REFERENDUM

Carrollwood Recreation Special Tax District Referendum

Yes for Approval	932	votes
No for Rejection	209	votes

HAMMOCK WOODS SPECIAL TAX DISTRICT REFERENDUM

Hammock Woods Special Tax District Referendum

Yes for Approval	41	votes
No for Rejection	40	votes

LAKE HEATHER SPECIAL TAX DISTRICT REFERENDUM

Lake Heather Special Tax District Referendum

Yes for Approval	83	votes
No for Rejection	43	votes

LAKE MAGDALENE SPECIAL TAX DISTRICT REFERENDUM

Lake Magdalene Special Tax District Referendum

Yes for Approval	117	votes
No for Rejection	126	votes

***** 1st Set of Unofficial Results *****
CERTIFICATE OF COUNTY CANVASSING BOARD
HILLSBOROUGH COUNTY

LOGAN GATE VILLAGE SPECIAL TAX DISTRICT
REFERENDUM


Logan Gate Village Special Tax District Referendum

Yes for Approval	185	votes
No for Rejection	180	votes

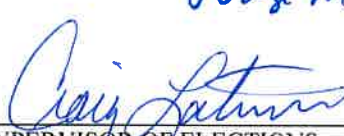
NORTHDALE SPECIAL TAX DISTRICT REFERENDUM

Northdale Special Tax District Referendum


Yes for Approval	1,012	votes
No for Rejection	695	votes



COUNTY JUDGE *Judge Margaret Taylor* 08/25/22



SUPERVISOR OF ELECTIONS 8/25/22



COUNTY JUDGE *Christine McClenburg* 8/25/2022

Craig Latimer
Supervisor of Elections
Absentee Totals

Date 26-Aug-2022

Hillsborough County, FL

Time 09:46 AM

179 **2022 Primary Election**

23-Aug-2022 Primary Election

Start Date 01-Jan-2022 12:00 am

End Date 26-Aug-2022 9:45 am

Ballot Style ALL

Opening Totals	Military			Civilian		Total
	Domestic	Absent Dom	Overseas	Domestic	Overseas	
Absentee Requests						
Voters requesting absentee ballots	4,038	4,227	684	329,124	2,290	340,363
Canceled and Ineligible absentee requests	(95)	(302)	(26)	(9,762)	(41)	(10,226)
Adjusted total of absentee requests	3,943	3,925	658	319,362	2,249	330,137
Ballots Delivered/Mailed						
Absentee requests sent first absentee ballot	0	0	0	0	0	0
Replacement absentee ballots issued	0	0	0	0	0	0
Ballots issued to requests that were canceled	(24)	(45)	(5)	(2,587)	(15)	(2,676)
Total absentee ballots issued to valid requests	(24)	(45)	(5)	(2,587)	(15)	(2,676)
Ballots Returned						
Absentee ballots returned	0	0	0	0	0	0
Absentee ballots returned with voter errors	0	0	0	0	0	0
Total absentee ballots to be tabulated	0	0	0	0	0	0
This Period's Activity						
Voters requesting absentee ballots	187	161	43	15,212	207	15,810
Canceled and Ineligible absentee requests	(126)	(308)	(43)	(11,043)	(121)	(11,641)
Absentee requests sent first absentee ballot	4,026	3,594	659	326,003	2,349	336,631
Replacement absentee ballots issued	103	104	33	7,861	128	8,229
Ballots issued to requests that were canceled in period	0	0	0	0	0	0
Ballots Returned						
Absentee ballots returned	1,172	442	76	120,017	320	122,027
Absentee ballots returned with voter errors	(2)	(5)	(1)	(358)	(2)	(368)
Ballots returned in this period reinstated by Cnvssg Brd	4	2	1	216	1	224
Net increase in ballots to be tabulated	1,170	437	75	119,659	318	121,659
Closing Totals						
Absentee Requests						
Voters requesting absentee ballots	4,225	4,388	727	344,336	2,497	356,173
Canceled and Ineligible absentee requests	(221)	(610)	(69)	(20,805)	(162)	(21,867)
Adjusted total of absentee requests	4,004	3,778	658	323,531	2,335	334,306
Ballots Delivered/Mailed						
Absentee requests sent first absentee ballot	4,026	3,594	659	326,003	2,349	336,631
Replacement absentee ballots issued	103	104	33	7,861	128	8,229
Ballots issued to requests that were canceled	(24)	(45)	(5)	(2,587)	(15)	(2,676)
Total absentee ballots issued to valid requests	4,105	3,653	687	331,277	2,462	342,184
Ballots Returned						
Absentee ballots returned	1,172	442	76	120,017	320	122,027
Absentee ballots returned with voter errors	(2)	(5)	(1)	(358)	(2)	(368)
Total absentee ballots to be tabulated	1,170	437	75	119,659	318	121,659