

Run Date:11/14/22 08:04 AM

Report EL45A Page 001

	TOTAL VOTES	%	AV-	EV-	ED-	PV-
PRECINCTS COUNTED (OF 448)	448	100.00				
REGISTERED VOTERS - TOTAL	924,891					
BALLOTS CAST - TOTAL	484,805		199,979	131,415	153,411	0
BALLOTS CAST - BLANK	48	.01	25	7	16	0
VOTER TURNOUT - TOTAL		52.42				
VOTER TURNOUT - BLANK		.01				
<b>United States Senator</b>						
<b>(VOTE FOR) 1</b>						
Marco Rubio (REP)	253,459	52.53	84,389	75,705	93,365	0
Val Demings (DEM)	222,307	46.08	111,461	54,108	56,738	0
Dennis Misigoy (LPF)	2,497	.52	1,020	444	1,033	0
Steven B. Grant (NPA)	2,345	.49	1,165	387	793	0
Tuan TQ Nguyen (NPA)	1,617	.34	751	288	578	0
WRITE-IN	253	.05	116	49	88	0
Over Votes	96		46	19	31	0
Under Votes	2,231		1,031	415	785	0
<b>Representative in Congress District 14</b>						
<b>(VOTE FOR) 1</b>						
James Judge (REP)	84,876	45.73	26,882	26,289	31,705	0
Kathy Castor (DEM)	100,737	54.27	49,616	23,770	27,351	0
Over Votes	16		7	3	6	0
Under Votes	3,228		1,604	600	1,024	0
<b>Representative in Congress District 15</b>						
<b>(VOTE FOR) 1</b>						
Laurel Lee (REP)	87,055	55.92	28,438	25,272	33,345	0
Alan M. Cohn (DEM)	68,627	44.08	34,124	16,906	17,597	0
Over Votes	22		5	5	12	0
Under Votes	3,299		1,738	584	977	0
<b>Representative in Congress District 16</b>						
<b>(VOTE FOR) 1</b>						
Vern Buchanan (REP)	78,028	57.79	26,973	23,541	27,514	0
Jan Schneider (DEM)	56,830	42.09	29,511	14,093	13,226	0
WRITE-IN	160	.12	75	28	57	0
Over Votes	14		6	3	5	0
Under Votes	1,913		1,000	321	592	0
<b>Governor and Lieutenant Governor</b>						
<b>(VOTE FOR) 1</b>						
Ron DeSantis (REP)	261,904	54.18	86,809	77,454	97,641	0
Charlie Crist (DEM)	217,282	44.95	110,459	53,010	53,813	0
Hector Roos (LPF)	1,640	.34	733	271	636	0
Carmen Jackie Gimenez (NPA)	2,587	.54	1,260	407	920	0
Over Votes	148		94	17	37	0
Under Votes	1,244		624	256	364	0

*[Handwritten Signature]* 11/14/2022  
*[Handwritten Signature]* 11/14/2022  
*[Handwritten Signature]* 11/14/2022

Run Date:11/14/22 08:04 AM

Report EL45A Page 002

	TOTAL VOTES	%	AV-	EV-	ED-	PV-
<b>Attorney General</b>						
(VOTE FOR) 1						
Ashley Moody (REP)	267,992	55.91	91,284	78,758	97,950	0
Aramis Ayala (DEM)	211,316	44.09	106,202	51,636	53,478	0
Over Votes	47		12	17	18	0
Under Votes	5,450		2,481	1,004	1,965	0
<b>Chief Financial Officer</b>						
(VOTE FOR) 1						
Jimmy Patronis (REP)	257,692	54.29	85,457	76,664	95,571	0
Adam Hattersley (DEM)	216,946	45.71	109,781	52,872	54,293	0
Over Votes	34		8	15	11	0
Under Votes	10,133		4,733	1,864	3,536	0
<b>Commissioner of Agriculture</b>						
(VOTE FOR) 1						
Wilton Simpson (REP)	260,203	54.94	88,463	77,218	94,522	0
Naomi Esther Blemur (DEM)	213,440	45.06	106,189	52,139	55,112	0
Over Votes	24		8	5	11	0
Under Votes	11,138		5,319	2,053	3,766	0
<b>State Senator District 14</b>						
(VOTE FOR) 1						
Jay Collins (REP)	104,761	54.58	34,947	31,572	38,242	0
Janet Cruz (DEM)	87,191	45.42	44,505	20,320	22,366	0
Over Votes	16		7	6	3	0
Under Votes	3,635		1,946	574	1,115	0
<b>State Senator District 16</b>						
(VOTE FOR) 1						
Christina B. Paylan (REP)	41,968	40.70	13,544	12,358	16,066	0
Darryl Ervin Rouson (DEM)	61,137	59.30	28,178	15,466	17,493	0
Over Votes	5		1	2	2	0
Under Votes	2,771		1,447	459	865	0
<b>State Senator District 23</b>						
(VOTE FOR) 1						
Danny Burgess (REP)	51,615	60.84	16,361	14,980	20,274	0
Mike Harvey (DEM)	33,223	39.16	16,348	8,725	8,150	0
Over Votes	8		3	2	3	0
Under Votes	2,024		1,124	303	597	0
<b>State Representative District 62</b>						
(VOTE FOR) 1						
Jeremy M. Brown (REP)	9,392	41.97	2,953	2,627	3,812	0
Michele K. Rayner (DEM)	12,987	58.03	6,237	3,204	3,546	0
Over Votes	2		1	0	1	0
Under Votes	558		274	91	193	0

Run Date:11/14/22 08:04 AM

	TOTAL VOTES	%	AV-	EV-	ED-	PV-
State Representative District 64 (VOTE FOR) 1						
Maura Cruz Lanz (REP)	19,930	46.71	6,686	5,697	7,547	0
Susan L. Valdes (DEM)	22,742	53.29	11,518	4,893	6,331	0
Over Votes	7		0	1	6	0
Under Votes	1,004		483	166	355	0
State Representative District 65 (VOTE FOR) 1						
Karen Gonzalez Pittman (REP)	39,033	53.63	12,485	11,869	14,679	0
Jen McDonald (DEM)	33,744	46.37	16,835	8,131	8,778	0
Over Votes	9		4	2	3	0
Under Votes	1,901		905	309	687	0
State Representative District 66 (VOTE FOR) 1						
Traci Koster (REP)	45,299	60.14	15,639	13,775	15,885	0
David Tillery (DEM)	30,023	39.86	15,992	7,067	6,964	0
Over Votes	5		1	3	1	0
Under Votes	2,063		1,077	340	646	0
State Representative District 67 (VOTE FOR) 1						
Lisette Bonano (REP)	21,707	45.98	7,097	6,791	7,819	0
Fentrice Driskell (DEM)	25,499	54.02	11,904	7,160	6,435	0
Over Votes	5		1	1	3	0
Under Votes	1,080		550	192	338	0
State Representative District 68 (VOTE FOR) 1						
Lawrence McClure (REP)	40,509	68.28	12,424	11,273	16,812	0
Lorissa Wright (DEM)	18,821	31.72	9,710	4,322	4,789	0
Over Votes	3		0	0	3	0
Under Votes	1,274		614	203	457	0
State Representative District 69 (VOTE FOR) 1						
Daniel "Danny" Alvarez (REP)	35,117	56.70	11,308	11,224	12,585	0
Andrew Learned (DEM)	26,816	43.30	13,781	6,924	6,111	0
Over Votes	7		4	0	3	0
Under Votes	1,034		529	187	318	0
State Representative District 70 (VOTE FOR) 1						
Mike Beltran (REP)	32,062	59.85	12,053	9,716	10,293	0
Eleuterio "Junior" Salazar Jr (DEM)	21,506	40.15	11,655	5,037	4,814	0
Over Votes	6		2	3	1	0
Under Votes	1,289		754	206	329	0

Run Date:11/14/22 08:04 AM

Report EL45A Page 004

	TOTAL VOTES	%	AV-	EV-	ED-	PV-
Board of County Commissioners District 1 (VOTE FOR) 1						
Scott D. Levinson (REP).	57,912	49.65	18,543	16,961	22,408	0
Harry Cohen (DEM).	58,720	50.35	29,099	13,547	16,074	0
Over Votes	16		7	1	8	0
Under Votes	3,377		1,538	571	1,268	0
Board of County Commissioners District 2 (VOTE FOR) 1						
Ken Hagan (REP)	70,973	56.59	24,986	21,965	24,022	0
Angela Birdsong (DEM)	54,435	43.41	27,071	14,074	13,290	0
Over Votes	10		3	2	5	0
Under Votes	2,760		1,291	532	937	0
Board of County Commissioners District 5 (VOTE FOR) 1						
Donna Cameron Cepeda (REP).	248,394	52.74	80,980	74,765	92,649	0
Mariella Smith (DEM).	222,628	47.26	112,372	54,143	56,113	0
Over Votes	57		14	23	20	0
Under Votes	13,726		6,613	2,484	4,629	0
Board of County Commissioners District 7 (VOTE FOR) 1						
Joshua Wostal (REP)	246,921	52.38	80,623	74,456	91,842	0
Kimberly Overman (DEM)	224,464	47.62	112,954	54,551	56,959	0
Over Votes	19		6	7	6	0
Under Votes	13,401		6,396	2,401	4,604	0
Justice of the Supreme Court; Retain Charles T. Canady (VOTE FOR) 1						
Yes	268,092	62.25	102,485	76,007	89,600	0
No.	162,592	37.75	75,811	42,143	44,638	0
Over Votes	198		67	43	88	0
Under Votes	53,923		21,616	13,222	19,085	0
Justice of the Supreme Court; Retain John D. Couriel (VOTE FOR) 1						
Yes	258,979	60.51	96,257	74,379	88,343	0
No.	168,988	39.49	81,100	43,028	44,860	0
Over Votes	100		32	29	39	0
Under Votes	56,738		22,590	13,979	20,169	0
Justice of the Supreme Court; Retain Jamie Grosshans (VOTE FOR) 1						
Yes	258,939	60.75	96,264	74,402	88,273	0
No.	167,324	39.25	80,477	42,536	44,311	0
Over Votes	114		32	36	46	0
Under Votes	58,428		23,206	14,441	20,781	0

Run Date:11/14/22 08:04 AM

Report EL45A Page 005

	TOTAL VOTES	%	AV-	EV-	ED-	PV-
Justice of the Supreme Court; Retain Jorge Labarga (VOTE FOR) 1						
Yes . . . . .	265,049	62.27	120,350	68,630	76,069	0
No. . . . .	160,605	37.73	56,225	48,113	56,267	0
Over Votes . . . . .	243		60	83	100	0
Under Votes . . . . .	58,908		23,344	14,589	20,975	0

Justice of the Supreme Court; Retain Ricky Polston (VOTE FOR) 1						
Yes . . . . .	261,797	61.47	102,338	73,210	86,249	0
No. . . . .	164,081	38.53	74,356	43,591	46,134	0
Over Votes . . . . .	139		39	46	54	0
Under Votes . . . . .	58,788		23,246	14,568	20,974	0

District Court of Appeal; Retain Patricia Joan Kelly (VOTE FOR) 1						
Yes . . . . .	271,460	64.43	121,073	71,179	79,208	0
No. . . . .	149,842	35.57	53,455	44,509	51,878	0
Over Votes . . . . .	178		51	47	80	0
Under Votes . . . . .	63,325		25,400	15,680	22,245	0

District Court of Appeal; Retain Nelly N. Khouzam (VOTE FOR) 1						
Yes . . . . .	277,556	66.26	123,308	73,193	81,055	0
No. . . . .	141,351	33.74	49,994	41,956	49,401	0
Over Votes . . . . .	137		46	41	50	0
Under Votes . . . . .	65,761		26,631	16,225	22,905	0

District Court of Appeal; Retain Suzanne Y. Labrit (VOTE FOR) 1						
Yes . . . . .	265,401	63.23	100,495	75,194	89,712	0
No. . . . .	154,359	36.77	73,467	40,033	40,859	0
Over Votes . . . . .	144		43	54	47	0
Under Votes . . . . .	64,901		25,974	16,134	22,793	0

District Court of Appeal; Retain Matt Lucas (VOTE FOR) 1						
Yes . . . . .	267,621	63.80	103,466	74,949	89,206	0
No. . . . .	151,870	36.20	70,329	40,253	41,288	0
Over Votes . . . . .	139		47	44	48	0
Under Votes . . . . .	65,175		26,137	16,169	22,869	0

Run Date:11/14/22 08:04 AM

Report EL45A Page 006

	TOTAL VOTES	%	AV-	EV-	ED-	PV-
District Court of Appeal;						
Retain Robert Morris						
(VOTE FOR) 1						
Yes . . . . .	263,530	62.82	118,775	68,670	76,085	0
No. . . . .	155,967	37.18	55,033	46,580	54,354	0
Over Votes . . . . .	98		26	36	36	0
Under Votes . . . . .	65,210		26,145	16,129	22,936	0

District Court of Appeal;						
Retain Stevan Travis Northcutt						
(VOTE FOR) 1						
Yes . . . . .	256,205	61.30	116,611	65,973	73,621	0
No. . . . .	161,758	38.70	56,518	48,824	56,416	0
Over Votes . . . . .	248		79	73	96	0
Under Votes . . . . .	66,594		26,771	16,545	23,278	0

District Court of Appeal;						
Retain John K. Stargel						
(VOTE FOR) 1						
Yes . . . . .	255,702	61.28	96,371	72,964	86,367	0
No. . . . .	161,600	38.72	76,526	41,646	43,428	0
Over Votes . . . . .	108		24	38	46	0
Under Votes . . . . .	67,395		27,058	16,767	23,570	0

District Court of Appeal;						
Retain Craig C. Villanti						
(VOTE FOR) 1						
Yes . . . . .	251,310	60.41	100,447	69,315	81,548	0
No. . . . .	164,699	39.59	71,850	44,933	47,916	0
Over Votes . . . . .	81		19	22	40	0
Under Votes . . . . .	68,715		27,663	17,145	23,907	0

County Court Judge Group 14						
(VOTE FOR) 1						
Melissa Black . . . . .	265,673	64.23	121,012	67,995	76,666	0
Mike Isaak . . . . .	147,937	35.77	51,391	45,021	51,525	0
Over Votes . . . . .	230		40	78	112	0
Under Votes . . . . .	70,965		27,536	18,321	25,108	0

Soil and Water Conservation District Group 2						
(VOTE FOR) 1						
Ryan Gill . . . . .	232,485	59.35	85,789	67,323	79,373	0
Kim "Klarc" O'Connor . . . . .	159,237	40.65	74,799	40,074	44,364	0
Over Votes . . . . .	189		42	77	70	0
Under Votes . . . . .	92,894		39,349	23,941	29,604	0

Soil and Water Conservation District Group 3						
(VOTE FOR) 1						
David Maynard . . . . .	186,355	48.21	81,137	48,934	56,284	0
Adam Young . . . . .	200,228	51.79	77,063	57,100	66,065	0
Over Votes . . . . .	131		25	49	57	0
Under Votes . . . . .	98,091		41,754	25,332	31,005	0

Run Date:11/14/22 08:04 AM

Report EL45A Page 007

	TOTAL VOTES	%	AV-	EV-	ED-	PV-
Supervisor, Arbor Greene CDD						
Seat 1						
(VOTE FOR) 1						
Mike Candella . . . . .	903	60.97	334	426	143	0
Kevin R. Kerrigan. . . . .	578	39.03	218	252	108	0
Over Votes . . . . .	2		0	1	1	0
Under Votes . . . . .	246		81	104	61	0

Supervisor, Arbor Greene CDD						
Seat 2						
(VOTE FOR) 1						
Adam Bell . . . . .	321	21.62	116	142	63	0
Matt Dykeman . . . . .	576	38.79	198	282	96	0
Thomson George. . . . .	189	12.73	88	77	24	0
Susan A. Waldman . . . . .	399	26.87	149	178	72	0
Over Votes . . . . .	6		3	2	1	0
Under Votes . . . . .	238		79	102	57	0

Supervisor, Cory Lakes CDD						
Seat 5						
(VOTE FOR) 1						
Cynthia McIntyre . . . . .	634	51.50	268	239	127	0
Sid Shah. . . . .	597	48.50	260	236	101	0
Over Votes . . . . .	1		0	0	1	0
Under Votes . . . . .	40		17	17	6	0

Supervisor, Covington Park CDD						
Seat 2						
(VOTE FOR) 1						
Stephen J. Brown . . . . .	536	54.25	184	161	191	0
Teresa Elaine Reidt . . . . .	452	45.75	206	123	123	0
Over Votes . . . . .	0		0	0	0	0
Under Votes . . . . .	174		73	44	57	0

Supervisor, Covington Park CDD						
Seat 3						
(VOTE FOR) 1						
Ronald Blue. . . . .	608	62.23	248	171	189	0
William C. Gallen. . . . .	369	37.77	136	110	123	0
Over Votes . . . . .	0		0	0	0	0
Under Votes . . . . .	185		79	47	59	0

Supervisor, The Hammocks CDD						
Seat 3						
(VOTE FOR) 1						
Sandra Dee Hensley-Oram. . . . .	126	43.15	49	44	33	0
Michelle Rodriguez . . . . .	166	56.85	63	55	48	0
Over Votes . . . . .	0		0	0	0	0
Under Votes . . . . .	50		23	13	14	0

Run Date:11/14/22 08:04 AM

	TOTAL VOTES	%	AV-	EV-	ED-	PV-
Supervisor, The Hammocks CDD						
Seat 4						
(VOTE FOR) 1						
William Jeff Bryson . . . . .	138	47.10	42	52	44	0
Mike Henke . . . . .	155	52.90	73	45	37	0
Over Votes . . . . .	0		0	0	0	0
Under Votes . . . . .	49		20	15	14	0

Supervisor, Harbor Bay CDD						
Seat 1						
(VOTE FOR) 1						
Michael Rodriguez. . . . .	777	51.39	325	290	162	0
Ryan Wick . . . . .	735	48.61	277	267	191	0
Over Votes . . . . .	0		0	0	0	0
Under Votes . . . . .	138		49	51	38	0

Supervisor, Harbor Bay CDD						
Seat 3						
(VOTE FOR) 1						
Horace Robert Lynch Sr . . . . .	565	36.17	256	200	109	0
Dean L. Walters . . . . .	997	63.83	363	375	259	0
Over Votes . . . . .	0		0	0	0	0
Under Votes . . . . .	88		32	33	23	0

Supervisor, Heritage Harbor CDD						
Seat 5						
(VOTE FOR) 1						
Benjamin L. Delaney . . . . .	440	57.29	162	113	165	0
David Penzer . . . . .	328	42.71	109	105	114	0
Over Votes . . . . .	0		0	0	0	0
Under Votes . . . . .	137		46	31	60	0

Supervisor, K-Bar Ranch CDD						
Seat 5						
(VOTE FOR) 1						
Frank E. Morales . . . . .	361	59.97	138	165	58	0
Christiane Rinck . . . . .	241	40.03	100	94	47	0
Over Votes . . . . .	0		0	0	0	0
Under Votes . . . . .	65		32	18	15	0

Supervisor, Rivercrest CDD						
Seat 2						
(VOTE FOR) 1						
Edward Lamp II. . . . .	429	44.36	166	105	158	0
Joseph Allen McGee . . . . .	538	55.64	223	114	201	0
Over Votes . . . . .	0		0	0	0	0
Under Votes . . . . .	178		65	45	68	0



Run Date:11/14/22 08:04 AM

	TOTAL VOTES	%	AV-	EV-	ED-	PV-
Supervisor, South Fork East CDD						
Seat 4						
(VOTE FOR) 1						
Karen Gagliardi . . . . .	670	59.77	277	154	239	0
Eric Spann . . . . .	451	40.23	189	128	134	0
Over Votes . . . . .	0		0	0	0	0
Under Votes . . . . .	128		53	37	38	0

Supervisor, Tampa Palms OST CDD						
Seat 1						
(VOTE FOR) 1						
Rafael Cubas . . . . .	1,174	45.68	477	360	337	0
Fred Pfister . . . . .	1,396	54.32	630	435	331	0
Over Votes . . . . .	1		1	0	0	0
Under Votes . . . . .	771		312	254	205	0

Supervisor, Tampa Palms OST CDD						
Seat 3						
(VOTE FOR) 1						
Pamela Cubas . . . . .	1,229	47.82	493	394	342	0
Jay Krause . . . . .	1,341	52.18	623	399	319	0
Over Votes . . . . .	1		1	0	0	0
Under Votes . . . . .	771		303	256	212	0

Supervisor, Waterleaf CDD						
Seat 3						
(VOTE FOR) 1						
Robert R. Bishop . . . . .	238	38.26	88	79	71	0
Bob Crespo . . . . .	384	61.74	154	119	111	0
Over Votes . . . . .	0		0	0	0	0
Under Votes . . . . .	85		37	22	26	0

Supervisor, Waterleaf CDD						
Seat 5						
(VOTE FOR) 1						
Robert S. Bernardo . . . . .	295	47.43	109	90	96	0
James R. Ciciora . . . . .	327	52.57	134	109	84	0
Over Votes . . . . .	0		0	0	0	0
Under Votes . . . . .	85		36	21	28	0

Supervisor, Westchase CDD						
Seat 2						
(VOTE FOR) 1						
Christopher "Chris" Barrett . . . . .	3,269	72.94	1,414	1,090	765	0
Basil Anthony Piazza . . . . .	1,213	27.06	457	430	326	0
Over Votes . . . . .	2		1	1	0	0
Under Votes . . . . .	813		260	264	289	0

Run Date:11/14/22 08:04 AM

	TOTAL VOTES	%	AV-	EV-	ED-	PV-
<b>Temple Terrace City Council</b>						
<b>(VOTE FOR) 3</b>						
James Chambers . . . . .	4,221	24.50	2,141	1,150	930	0
Alison McGillivray Fernandez . . . . .	4,133	23.99	1,694	1,225	1,214	0
Robert "Bob" Friedman . . . . .	3,352	19.46	1,766	860	726	0
Gil Schisler . . . . .	3,833	22.25	1,643	1,134	1,056	0
Brandon Smith . . . . .	1,689	9.80	705	479	505	0
Over Votes . . . . .	18		9	3	6	0
Under Votes . . . . .	9,802		3,649	2,901	3,252	0
<b>No. 1 Constitutional Amendment</b>						
<b>(VOTE FOR) 1</b>						
Yes . . . . .	198,619	45.74	82,160	53,518	62,941	0
No. . . . .	235,595	54.26	94,294	67,777	73,524	0
Over Votes . . . . .	199		42	55	102	0
Under Votes . . . . .	50,392		23,483	10,065	16,844	0
<b>No. 2 Constitutional Amendment</b>						
<b>(VOTE FOR) 1</b>						
Yes . . . . .	237,292	55.03	94,499	67,216	75,577	0
No. . . . .	193,945	44.97	81,216	53,203	59,526	0
Over Votes . . . . .	217		28	87	102	0
Under Votes . . . . .	53,351		24,236	10,909	18,206	0
<b>No. 3 Constitutional Amendment</b>						
<b>(VOTE FOR) 1</b>						
Yes . . . . .	248,226	55.95	100,343	67,032	80,851	0
No. . . . .	195,468	44.05	80,082	56,596	58,790	0
Over Votes . . . . .	127		20	40	67	0
Under Votes . . . . .	40,984		19,534	7,747	13,703	0
<b>Hillsborough County Referendum</b>						
<b>(VOTE FOR) 1</b>						
Yes . . . . .	216,999	48.73	94,643	55,770	66,586	0
No. . . . .	228,286	51.27	85,810	68,324	74,152	0
Over Votes . . . . .	127		24	46	57	0
Under Votes . . . . .	39,393		19,502	7,275	12,616	0
<b>City of Temple Terrace Question</b>						
<b>(VOTE FOR) 1</b>						
Yes . . . . .	3,269	40.03	1,541	959	769	0
No. . . . .	4,898	59.97	1,942	1,433	1,523	0
Over Votes . . . . .	5		1	0	4	0
Under Votes . . . . .	844		385	192	267	0
<b>Lake Magdalene Special Tax District Referendum</b>						
<b>(VOTE FOR) 1</b>						
Yes . . . . .	232	50.33	103	65	64	0
No. . . . .	229	49.67	78	62	89	0
Over Votes . . . . .	0		0	0	0	0
Under Votes . . . . .	44		24	6	14	0

**\*\*\* 1st Set of Unofficial Results \*\*\***  
**CERTIFICATE OF COUNTY CANVASSING BOARD**  
**HILLSBOROUGH COUNTY**

We, the undersigned, MARGARET TAYLOR, County Judge, CRAIG LATIMER, Supervisor of Elections, MIRIAM VALKENBURG, County Judge, constituting the Board of County Canvassers in and for said County, do hereby certify that we met on the Fourteenth day of November, 2022 A.D., and proceeded publicly to canvass the votes given for the several offices and persons herein specified at the **General** held on the Eighth day of November, 2022 A.D., as shown by the returns on file in the office of the Supervisor of Elections. We do hereby certify from said returns as follows:

For United States Senator, the whole number of votes cast was 482,234 of which

Marco Rubio (REP)	received	253,459 votes
Val Demings (DEM)	received	222,307 votes
Dennis Misigoy (LPF)	received	2,497 votes
Steven B. Grant (NPA)	received	2,345 votes
Tuan TQ Nguyen (NPA)	received	1,617 votes
Uloma Uma Ekpete (WRI)	received	4 votes
Edward A. Gray (WRI)	received	3 votes
Howard Knepper (WRI)	received	0 votes
Moses Quiles (WRI)	received	2 votes

For Representative in Congress, District 14, the whole number of votes cast was 185,613 of which

James Judge (REP)	received	84,876 votes
Kathy Castor (DEM)	received	100,737 votes

For Representative in Congress, District 15, the whole number of votes cast was 155,682 of which

Laurel Lee (REP)	received	87,055 votes
Alan M. Cohn (DEM)	received	68,627 votes

For Representative in Congress, District 16, the whole number of votes cast was 134,864 of which

Vern Buchanan (REP)	received	78,028 votes
Jan Schneider (DEM)	received	56,830 votes
Ralph E. Hartman (WRI)	received	6 votes

**\*\*\* 1st Set of Unofficial Results \*\*\***  
**CERTIFICATE OF COUNTY CANVASSING BOARD**  
**HILLSBOROUGH COUNTY**

For Governor and Lieutenant Governor, the whole number of votes cast was 483,413 of which

Ron DeSantis and Jeanette Nuñez (REP)	received	261,904 votes
Charlie Crist and Karla Hernandez (DEM)	received	217,282 votes
Hector Roos and Jerry "Tub" Rorabaugh (LPF)	received	1,640 votes
Carmen Jackie Gimenez and Kyle "KC" Gibson (NPA)	received	2,587 votes

For Attorney General, the whole number of votes cast was 479,308 of which

Ashley Moody (REP)	received	267,992 votes
Aramis Ayala (DEM)	received	211,316 votes

For Chief Financial Officer, the whole number of votes cast was 474,638 of which

Jimmy Patronis (REP)	received	257,692 votes
Adam Hattersley (DEM)	received	216,946 votes

For Commissioner of Agriculture, the whole number of votes cast was 473,643 of which

Wilton Simpson (REP)	received	260,203 votes
Naomi Esther Blemur (DEM)	received	213,440 votes

For State Senator, District 14, the whole number of votes cast was 191,952 of which

Jay Collins (REP)	received	104,761 votes
Janet Cruz (DEM)	received	87,191 votes

For State Senator, District 16, the whole number of votes cast was 103,105 of which

Christina B. Paylan (REP)	received	41,968 votes
Darryl Ervin Rouson (DEM)	received	61,137 votes

For State Senator, District 23, the whole number of votes cast was 84,838 of which

Danny Burgess (REP)	received	51,615 votes
Mike Harvey (DEM)	received	33,223 votes

**\*\*\* 1st Set of Unofficial Results \*\*\***  
**CERTIFICATE OF COUNTY CANVASSING BOARD**  
**HILLSBOROUGH COUNTY**

For State Representative, District 62, the whole number of votes cast was 22,379 of which

Jeremy M. Brown (REP)	received	9,392 votes
Michele K. Rayner (DEM)	received	12,987 votes

For State Representative, District 64, the whole number of votes cast was 42,672 of which

Maura Cruz Lanz (REP)	received	19,930 votes
Susan L. Valdés (DEM)	received	22,742 votes

For State Representative, District 65, the whole number of votes cast was 72,777 of which

Karen Gonzalez Pittman (REP)	received	39,033 votes
Jen McDonald (DEM)	received	33,744 votes

For State Representative, District 66, the whole number of votes cast was 75,322 of which

Traci Koster (REP)	received	45,299 votes
David Tillery (DEM)	received	30,023 votes

For State Representative, District 67, the whole number of votes cast was 47,206 of which

Lisette Bonano (REP)	received	21,707 votes
Fentrice Driskell (DEM)	received	25,499 votes

For State Representative, District 68, the whole number of votes cast was 59,330 of which

Lawrence McClure (REP)	received	40,509 votes
Lorissa Wright (DEM)	received	18,821 votes

For State Representative, District 69, the whole number of votes cast was 61,933 of which

Daniel "Danny" Alvarez (REP)	received	35,117 votes
Andrew Learned (DEM)	received	26,816 votes

**\*\*\* 1st Set of Unofficial Results \*\*\***  
**CERTIFICATE OF COUNTY CANVASSING BOARD**  
**HILLSBOROUGH COUNTY**

For State Representative, District 70, the whole number of votes cast was 53,568 of which

Mike Beltran (REP)	received	32,062 votes
Eleuterio "Junior" Salazar Jr (DEM)	received	21,506 votes

For County Commissioner, District 1, the whole number of votes cast was 116,632 of which

Scott D Levinson (REP)	received	57,912 votes
Harry Cohen (DEM)	received	58,720 votes

For County Commissioner, District 2, the whole number of votes cast was 125,408 of which

Ken Hagan (REP)	received	70,973 votes
Angela Birdsong (DEM)	received	54,435 votes

For County Commissioner, District 5, the whole number of votes cast was 471,022 of which

Donna Cameron Cepeda (REP)	received	248,394 votes
Mariella Smith (DEM)	received	222,628 votes

For County Commissioner, District 7, the whole number of votes cast was 471,385 of which

Joshua Wostal (REP)	received	246,921 votes
Kimberly Overman (DEM)	received	224,464 votes

**\*\*\* 1st Set of Unofficial Results \*\*\***  
**CERTIFICATE OF COUNTY CANVASSING BOARD**  
**HILLSBOROUGH COUNTY**




11/14/2022

COUNTY JUDGE



11/24/2022

SUPERVISOR OF ELECTIONS



11/14/2022

COUNTY JUDGE

**\*\*\* 1st Set of Unofficial Results \*\*\***  
**CERTIFICATE OF COUNTY CANVASSING BOARD**  
**HILLSBOROUGH COUNTY**

We, the undersigned, MARGARET TAYLOR, County Judge, CRAIG LATIMER, Supervisor of Elections, MIRIAM VALKENBURG, County Judge, constituting the Board of County Canvassers in and for said County, do hereby certify that we met on the Fourteenth day of November, 2022 A.D., and proceeded publicly to canvass the votes given for the several offices and persons herein specified at the **Nonpartisan** held on the Eighth day of November, 2022 A.D., as shown by the returns on file in the office of the Supervisor of Elections. We do hereby certify from said returns as follows:

Retention of Justice Charles T. Canady of the Supreme Court

Yes 268,092 votes  
No 162,592 votes

Retention of Justice John D. Couriel of the Supreme Court

Yes 258,979 votes  
No 168,988 votes

Retention of Justice Jamie Grosshans of the Supreme Court

Yes 258,939 votes  
No 167,324 votes

Retention of Justice Jorge Labarga of the Supreme Court

Yes 265,049 votes  
No 160,605 votes

Retention of Justice Ricky Polston of the Supreme Court

Yes 261,797 votes  
No 164,081 votes

Retention of Judge Patricia Joan Kelly of the Second District Court of Appeal

Yes 271,460 votes  
No 149,842 votes

Retention of Judge Nelly N. Khouzam of the Second District Court of Appeal

Yes 277,556 votes



**\*\*\* 1st Set of Unofficial Results \*\*\***  
**CERTIFICATE OF COUNTY CANVASSING BOARD**  
**HILLSBOROUGH COUNTY**

No 141,351 votes

Retention of Judge Suzanne Y. Labrit of the Second District Court of Appeal

Yes 265,401 votes

No 154,359 votes

Retention of Judge Matt Lucas of the Second District Court of Appeal

Yes 267,621 votes

No 151,870 votes

Retention of Judge Robert Morris of the Second District Court of Appeal

Yes 263,530 votes

No 155,967 votes

Retention of Judge Stevan Travis Northcutt of the Second District Court of Appeal

Yes 256,205 votes

No 161,758 votes

Retention of Judge John K. Stargel of the Second District Court of Appeal

Yes 255,702 votes

No 161,600 votes

Retention of Judge Craig C. Villanti of the Second District Court of Appeal

Yes 251,310 votes

No 164,699 votes

For County Court Judge, Group 14, the whole number of votes cast was 413,610 of which

Melissa Black received 265,673 votes

Mike Isaak received 147,937 votes

**\*\*\* 1st Set of Unofficial Results \*\*\***  
**CERTIFICATE OF COUNTY CANVASSING BOARD**  
**HILLSBOROUGH COUNTY**

For Temple Terrace City Council, the whole number of votes cast was 17,228 of which

James Chambers	received	4,221 votes
Alison McGillivray Fernandez	received	4,133 votes
Robert "Bob" Friedman	received	3,352 votes
Gil Schisler	received	3,833 votes
Brandon Smith	received	1,689 votes

For Arbor Greene Community Development District, Seat 1, the whole number of votes cast was 1,481 of which

Mike Candella	received	903 votes
Kevin R Kerrigan	received	578 votes

For Arbor Greene Community Development District, Seat 2, the whole number of votes cast was 1,485 of which

Adam Bell	received	321 votes
Matt Dykeman	received	576 votes
Thomson George	received	189 votes
Susan A. Waldman	received	399 votes

For Cory Lakes Community Development District, Seat 5, the whole number of votes cast was 1,231 of which

Cynthia McIntyre	received	634 votes
Sid Shah	received	597 votes

For Covington Park Community Development District, Seat 2, the whole number of votes cast was 988 of which

Stephen J. Brown	received	536 votes
Teresa Elaine Reidt	received	452 votes

For Covington Park Community Development District, Seat 3, the whole number of votes cast was 977 of which

Ronald Blue	received	608 votes
William C Gallen	received	369 votes

**\*\*\* 1st Set of Unofficial Results \*\*\***  
**CERTIFICATE OF COUNTY CANVASSING BOARD**  
**HILLSBOROUGH COUNTY**

For Harbor Bay Community Development District, Seat 1, the whole number of votes cast was 1,512 of which

Michael Rodriguez	received	777 votes
Ryan Wick	received	735 votes

For Harbor Bay Community Development District, Seat 3, the whole number of votes cast was 1,562 of which

Horace Robert Lynch Sr.	received	565 votes
Dean L. Walters	received	997 votes

For Heritage Harbor Community Development District, Seat 5, the whole number of votes cast was 768 of which

Benjamin L Delaney	received	440 votes
David Penzer	received	328 votes

For Hillsborough Soil and Water Conservation District, Group 2, the whole number of votes cast was 391,722 of which

Ryan Gill	received	232,485 votes
Kim "Klarc" O'Connor	received	159,237 votes

For Hillsborough Soil and Water Conservation District, Group 3, the whole number of votes cast was 386,583 of which

David Maynard	received	186,355 votes
Adam Young	received	200,228 votes

For K-Bar Ranch Community Development District, Seat 5, the whole number of votes cast was 602 of which

Frank E. Morales	received	361 votes
Christiane Rinck	received	241 votes

For Rivercrest Community Development District, Seat 2, the whole number of votes cast was 967 of which

Edward Lamp II	received	429 votes
Joseph Allen McGee	received	538 votes

**\*\*\* 1st Set of Unofficial Results \*\*\***  
**CERTIFICATE OF COUNTY CANVASSING BOARD**  
**HILLSBOROUGH COUNTY**

For South Fork East Community Development District, Seat 4, the whole number of votes cast was 1,121 of which

Karen Gagliardi	received	670 votes
Eric Spann	received	451 votes

For Tampa Palms Open Space & Transportation Community Development District, Seat 1, the whole number of votes cast was 2,570 of which

Rafael Cubas	received	1,174 votes
Fred Pfister	received	1,396 votes

For Tampa Palms Open Space & Transportation Community Development District, Seat 3, the whole number of votes cast was 2,570 of which

Pamela Cubas	received	1,229 votes
Jay Krause	received	1,341 votes

For The Hammocks Community Development District, Seat 3, the whole number of votes cast was 292 of which

Sandra Dee Hensley-Oram	received	126 votes
Michelle Rodriguez	received	166 votes

For The Hammocks Community Development District, Seat 4, the whole number of votes cast was 293 of which

William Jeff Bryson	received	138 votes
Mike Henke	received	155 votes

For Waterleaf Community Development District, Seat 3, the whole number of votes cast was 622 of which

Robert R. Bishop	received	238 votes
Bob Crespo	received	384 votes

For Waterleaf Community Development District, Seat 5, the whole number of votes cast was 622 of which

Robert S. Bernardo	received	295 votes
James R. Ciciora	received	327 votes

**\*\*\* 1st Set of Unofficial Results \*\*\***  
**CERTIFICATE OF COUNTY CANVASSING BOARD**  
**HILLSBOROUGH COUNTY**

For Westchase Community Development District, Seat 2, the whole number of votes cast was 4,482 of which

Christopher "Chris" Barrett	received	3,269 votes
Basil Anthony Piazza	received	1,213 votes




11/14/2022

COUNTY JUDGE



11/14/2022

SUPERVISOR OF ELECTIONS



11/14/2022

COUNTY JUDGE

**\*\*\* 1st Set of Unofficial Results \*\*\***  
**CERTIFICATE OF COUNTY CANVASSING BOARD**  
**HILLSBOROUGH COUNTY**

We, the undersigned, MARGARET TAYLOR, County Judge, CRAIG LATIMER, Supervisor of Elections, MIRIAM VALKENBURG, County Judge, constituting the Board of County Canvassers in and for said County, do hereby certify that we met on the Fourteenth day of November, 2022 A.D., and proceeded publicly to canvass the votes given for the Proposed Amendments to the Constitution of the State of Florida and Proposed Amendments to the Constitution of the State of Florida Referendums on the Eighth day of November, 2022 A.D. as shown by the returns on file in the office of the Supervisor of Elections. We do hereby certify from said returns as follows:

**NO. 1**  
**CONSTITUTIONAL AMENDMENT**  
**ARTICLE VII, SECTION 4; ARTICLE XII, SECTION 42**  
**LIMITATION ON ASSESSMENT OF REAL PROPERTY USED**  
**FOR RESIDENTIAL PURPOSES**

Proposing an amendment to the State Constitution, effective January 1, 2023, to authorize the Legislature, by general law, to prohibit the consideration of any change or improvement made to real property used for residential purposes to improve the property's resistance to flood damage in determining the assessed value of such property for ad valorem taxation purposes.

Yes for Approval	198,619	votes
No for Rejection	235,595	votes

**NO. 2**  
**CONSTITUTIONAL AMENDMENT**  
**S.5, ART. II, S. 5, ART. XI, REPEAL S. 2, ART. XI, FLA. CONST.**  
**ABOLISHING THE CONSTITUTION REVISION COMMISSION**

Proposing an amendment to the State Constitution to abolish the Constitution Revision Commission, which meets at 20-year intervals and is scheduled to next convene in 2037, as a method of submitting proposed amendments or revisions to the State Constitution to electors of the state for approval. This amendment does not affect the ability to revise or amend the State Constitution through citizen initiative, constitutional convention, the Taxation and Budget Reform Commission, or legislative joint resolution.

Yes for Approval	237,292	votes
No for Rejection	193,945	votes

**NO. 3**  
**CONSTITUTIONAL AMENDMENT**  
**ARTICLE VII, SECTION 6; ARTICLE XII**  
**ADDITIONAL HOMESTEAD PROPERTY TAX EXEMPTION**  
**FOR SPECIFIED CRITICAL PUBLIC SERVICES WORKFORCE**

Proposing an amendment to the State Constitution to authorize the Legislature, by general law, to grant an additional homestead tax exemption for nonschool levies of up to \$50,000 of the assessed value of homestead property owned by classroom teachers, law enforcement officers, correctional officers, firefighters, emergency medical technicians, paramedics, child welfare services professionals, active duty members of the United States Armed Forces, and Florida National Guard members. This amendment shall take effect January 1, 2023.

Yes for Approval	248,226	votes
No for Rejection	195,468	votes

\*\*\* 1st Set of Unofficial Results \*\*\*  
CERTIFICATE OF COUNTY CANVASSING BOARD  
HILLSBOROUGH COUNTY

**HILLSBOROUGH COUNTY REFERENDUM**

Hillsborough County Referendum

Yes for Approval	216,999	votes
No for Rejection	228,286	votes

**CITY OF TEMPLE TERRACE QUESTION**


City of Temple Terrace Question

Yes for Approval	3,269	votes
No for Rejection	4,898	votes

**LAKE MAGDALENE SPECIAL TAX DISTRICT REFERENDUM**

Lake Magdalene Special Tax District Referendum

Yes for Approval	232	votes
No for Rejection	229	votes

 11/14/2022  
\_\_\_\_\_  
COUNTY JUDGE

 11/14/2022  
\_\_\_\_\_  
SUPERVISOR OF ELECTIONS

 11/14/2022  
\_\_\_\_\_  
COUNTY JUDGE