



**Meeting of the Hillsborough County Canvassing Board
Primary Election Cycle
August 30, 2022 – Canvassing Board Meeting**

Pursuant to notice duly given, the Hillsborough County Canvassing Board (the “Board”) assembled and held a meeting at 10:00 AM at the Robert L. Gilder Elections Service Center, 2514 N. Falkenburg Road, Tampa, Florida.

BOARD MEMBERS PRESENT Judge Margaret Taylor, Chair
 Craig Latimer, Supervisor of Elections
 Judge Miriam Valkenburg

ALSO PRESENT Mary Helen Farris, Deputy County Attorney

MEMBERS OF THE PUBLIC Members of the media

The meeting was called to order by Judge Taylor at 10:00 AM. It was determined that a quorum was established.

The agenda provided time for members of the public to provide public comment. However, no members of the public were in attendance.

At 10:05 AM the official results were presented and certified by the Board. The Conduct of Election Report and the Official Results Report were presented and signed by the board.

The audit report was presented and signed by the Board at 10:20 AM. Requirements for audit were met.

The meeting adjourned at 10:21 AM.

Britney Bridgman, Executive Assistant
August 30, 2022



	TOTAL VOTES	%	AV-	EV-	ED-	PV-
PRECINCTS COUNTED (OF 448)	448	100.00				
REGISTERED VOTERS - TOTAL	908,954					
REGISTERED VOTERS - Republican	284,715	31.32				
REGISTERED VOTERS - Democratic	340,696	37.48				
REGISTERED VOTERS - Nonpartisan	283,543					
BALLOTS CAST - TOTAL	229,064		121,611	36,521	70,932	0
BALLOTS CAST - Republican	92,902	40.56	40,850	16,246	35,806	0
BALLOTS CAST - Democratic	104,799	45.75	60,889	17,024	26,886	0
BALLOTS CAST - Nonpartisan	31,363	13.69	19,872	3,251	8,240	0
BALLOTS CAST - BLANK	125	.05	39	29	57	0
VOTER TURNOUT - TOTAL		25.20				
VOTER TURNOUT - Republican		32.63				
VOTER TURNOUT - Democratic		30.76				
VOTER TURNOUT - BLANK		.01				

Margaret R. Taylor 08/30/2022
 County Judge

Craig Lettner 8/30/2022

Christine Jacksonburg 8/30/2022

	TOTAL VOTES	%	AV-	EV-	ED-	PV-
Representative in Congress District 14						
(VOTE FOR) 1						
James Judge	15,220	53.37	6,667	2,952	5,601	0
Samar "Sam" Nashagh	4,821	16.91	2,449	805	1,567	0
Jerry Torres	8,475	29.72	3,377	1,430	3,668	0
Over Votes	11		4	1	6	0
Under Votes	1,841		950	237	654	0
Representative in Congress District 15						
(VOTE FOR) 1						
Demetries "Commander" Grimes	2,923	8.88	1,257	406	1,260	0
Laurel Lee	14,607	44.37	6,309	2,399	5,899	0
Kevin "Mac" McGovern.	2,699	8.20	1,247	391	1,061	0
Kelli Stargel	8,198	24.90	3,043	1,647	3,508	0
Jackie Toledo	4,496	13.66	2,131	686	1,679	0
Over Votes	18		11	1	6	0
Under Votes	649		332	55	262	0
Representative in Congress District 16						
(VOTE FOR) 1						
Vern Buchanan	24,481	86.59	11,020	4,575	8,886	0
Martin Hyde.	3,790	13.41	1,733	581	1,476	0
Over Votes	3		1	1	1	0
Under Votes	670		319	79	272	0
Commissioner of Agriculture						
(VOTE FOR) 1						
James W. Shaw	27,893	31.53	11,927	4,248	11,718	0
Wilton Simpson.	60,568	68.47	26,830	11,457	22,281	0
Over Votes	17		7	3	7	0
Under Votes	4,424		2,086	538	1,800	0
State Senator District 20 UPC						
(VOTE FOR) 1						
Jim Boyd.	31,780	78.45	16,711	5,418	9,651	0
John Houman.	8,729	21.55	5,041	1,286	2,402	0
Over Votes	6		3	0	3	0
Under Votes	6,726		4,020	995	1,711	0
State Representative District 65						
(VOTE FOR) 1						
Karen Gonzalez Pittman	5,933	44.08	2,804	1,156	1,973	0
Jake Hoffman	5,693	42.29	1,908	1,147	2,638	0
Michael C. Minardi	1,835	13.63	953	268	614	0
Over Votes	7		7	0	0	0
Under Votes	751		373	87	291	0

	TOTAL VOTES	%	AV-	EV-	ED-	PV-
State Representative District 68						
(VOTE FOR) 1						
Paul Hatfield	3,061	19.75	1,228	375	1,458	0
Lawrence McClure	12,434	80.25	4,805	2,199	5,430	0
Over Votes	1		0	0	1	0
Under Votes	604		302	57	245	0
State Representative District 69						
(VOTE FOR) 1						
Daniel "Danny" Alvarez	10,937	85.06	4,680	2,256	4,001	0
Megan Angel Petty	1,921	14.94	930	288	703	0
Over Votes	5		3	0	2	0
Under Votes	486		219	61	206	0
Board of County Commissioners District 4 UPC						
(VOTE FOR) 1						
Noelle Licor	25,080	38.21	13,956	3,679	7,445	0
Michael Joseph Owen	40,555	61.79	19,807	6,588	14,160	0
Over Votes	14		6	3	5	0
Under Votes	8,126		4,770	1,101	2,255	0
Board of County Commissioners District 7						
(VOTE FOR) 1						
Chase Harrison	41,999	49.40	18,982	6,809	16,208	0
Joshua Wostal	43,013	50.60	18,107	8,420	16,486	0
Over Votes	13		4	2	7	0
Under Votes	7,877		3,757	1,015	3,105	0

	TOTAL VOTES	%	AV-	EV-	ED-	PV-
United States Senator (VOTE FOR) 1						
Ricardo De La Fuente	4,514	4.40	2,818	433	1,263	0
Val Demings	84,468	82.35	48,466	14,740	21,262	0
Brian Rush	6,632	6.47	4,232	720	1,680	0
William Sanchez	6,960	6.79	4,155	885	1,920	0
Over Votes	28		23	1	4	0
Under Votes	2,197		1,195	245	757	0

Representative in Congress District 14 (VOTE FOR) 1						
Christopher Bradley	4,277	9.47	2,289	600	1,388	0
Kathy Castor	40,896	90.53	23,635	6,904	10,357	0
Over Votes	2		1	0	1	0
Under Votes	788		374	92	322	0

Representative in Congress District 15 (VOTE FOR) 1						
Gavin Brown	6,525	21.46	3,553	1,041	1,931	0
Alan M. Cohn	10,783	35.47	6,611	1,813	2,359	0
Eddie Geller	6,571	21.61	3,427	1,175	1,969	0
Cesar Ramirez	4,998	16.44	2,951	678	1,369	0
William VanHorn	1,524	5.01	922	198	404	0
Over Votes	5		4	0	1	0
Under Votes	2,297		1,268	288	741	0

Governor and Lieutenant Governor (VOTE FOR) 1						
Charlie Crist	63,109	60.91	38,275	10,472	14,362	0
Cadance Daniel	2,489	2.40	1,499	323	667	0
Nicole "Nikki" Fried	35,621	34.38	18,976	5,813	10,832	0
Robert L. Willis	2,384	2.30	1,458	282	644	0
Over Votes	181		157	7	17	0
Under Votes	1,015		524	127	364	0

Attorney General (VOTE FOR) 1						
Aramis Ayala	45,578	46.50	25,114	7,762	12,702	0
Jim Lewis	21,546	21.98	13,110	3,144	5,292	0
Daniel Uhlfelder	30,902	31.52	18,772	5,304	6,826	0
Over Votes	16		10	2	4	0
Under Votes	6,757		3,883	812	2,062	0

Commissioner of Agriculture (VOTE FOR) 1						
Naomi Esther Blemur	53,616	55.53	31,544	9,003	13,069	0
J.R. Gaillot	17,150	17.76	9,707	2,904	4,539	0
Ryan Morales	25,795	26.71	15,042	4,037	6,716	0
Over Votes	30		25	2	3	0
Under Votes	8,208		4,571	1,078	2,559	0

	TOTAL VOTES	%	AV-	EV-	ED-	PV-
State Representative District 62						
(VOTE FOR) 1						
Wengay "Newt" Newton.	1,614	29.04	904	268	442	0
Jesse Philippe.	931	16.75	568	140	223	0
Michele K. Rayner.	3,013	54.21	1,712	514	787	0
Over Votes	3		3	0	0	0
Under Votes	252		134	27	91	0

	TOTAL VOTES	%	AV-	EV-	ED-	PV-
Circuit Judge, 13th Judicial Circuit Group 6						
(VOTE FOR) 1						
Belinda Noah	87,669	41.62	49,548	12,865	25,256	0
Wesley Tibbals.	122,996	58.38	62,466	21,311	39,219	0
Over Votes	27		16	0	11	0
Under Votes	18,372		9,581	2,345	6,446	0
Circuit Judge, 13th Judicial Circuit Group 37						
(VOTE FOR) 1						
Nancy L. Jacobs	109,392	51.88	63,303	16,516	29,573	0
Jared Smith.	101,472	48.12	48,752	17,662	35,058	0
Over Votes	36		26	3	7	0
Under Votes	18,164		9,530	2,340	6,294	0
County Court Judge Group 14						
(VOTE FOR) 1						
Melissa Black	62,387	29.85	34,935	9,218	18,234	0
Alicia Whiting Bozich	28,727	13.75	15,525	4,351	8,851	0
Linette "Starr" Brookins	58,568	28.03	34,055	9,969	14,544	0
Mike Isaak	59,292	28.37	26,745	10,420	22,127	0
Over Votes	92		62	6	24	0
Under Votes	19,998		10,289	2,557	7,152	0
School Board Member District 2						
(VOTE FOR) 1						
Damaris Allen	18,062	36.25	9,791	3,018	5,253	0
Stacy Hahn	31,759	63.75	16,013	5,331	10,415	0
Over Votes	9		4	2	3	0
Under Votes	3,112		1,792	394	926	0
School Board Member District 4						
(VOTE FOR) 1						
Hunter Gambrell	15,442	28.43	9,573	2,014	3,855	0
Patricia "Patti" Rendon.	28,842	53.10	12,487	5,260	11,095	0
Danielle Smalley	10,033	18.47	5,885	1,494	2,654	0
Over Votes	7		4	1	2	0
Under Votes	4,184		2,565	445	1,174	0
School Board Member District 6						
(VOTE FOR) 1						
Roshawn Gendrett	25,134	11.75	14,256	3,725	7,153	0
Alysha "Aly Marie" Legge	80,239	37.51	32,650	15,340	32,249	0
Karen Perez.	108,547	50.74	65,978	15,709	26,860	0
Over Votes	39		24	5	10	0
Under Votes	15,105		8,703	1,742	4,660	0
School Board of Hillsborough County Millage Election						
(VOTE FOR) 1						
Yes	110,485	49.87	63,138	15,958	31,389	0
No.	111,076	50.13	53,879	19,563	37,634	0
Over Votes	33		12	2	19	0
Under Votes	7,470		4,582	998	1,890	0

	TOTAL VOTES	%	AV-	EV-	ED-	PV-
Carrollwood Recreation Special Tax District Referendum						
(VOTE FOR) 1						
Yes	932	81.68	374	121	437	0
No.	209	18.32	97	24	88	0
Over Votes	0		0	0	0	0
Under Votes	17		6	2	9	0
Hammock Woods Special Tax District Referendum						
(VOTE FOR) 1						
Yes	41	50.62	18	10	13	0
No.	40	49.38	20	7	13	0
Over Votes	0		0	0	0	0
Under Votes	3		3	0	0	0
Lake Heather Special Tax District Referendum						
(VOTE FOR) 1						
Yes	83	65.87	48	14	21	0
No.	43	34.13	22	7	14	0
Over Votes	0		0	0	0	0
Under Votes	1		0	1	0	0
Lake Magdalene Special Tax District Referendum						
(VOTE FOR) 1						
Yes	117	48.15	52	27	38	0
No.	126	51.85	64	24	38	0
Over Votes	0		0	0	0	0
Under Votes	5		1	0	4	0
Logan Gate Village Special Tax District Referendum						
(VOTE FOR) 1						
Yes	185	50.68	119	33	33	0
No.	180	49.32	99	32	49	0
Over Votes	1		0	0	1	0
Under Votes	7		5	2	0	0
Northdale Special Tax District Referendum						
(VOTE FOR) 1						
Yes	1,012	59.29	512	215	285	0
No.	695	40.71	320	158	217	0
Over Votes	1		0	0	1	0
Under Votes	47		26	9	12	0

	TOTAL VOTES	%	AV-	EV-	ED-	PV-
PRECINCTS COUNTED (OF 448)	448	100.00				
REGISTERED VOTERS - TOTAL	908,954					
REGISTERED VOTERS - Republican	284,715	31.32				
REGISTERED VOTERS - Democratic	340,696	37.48				
REGISTERED VOTERS - Nonpartisan	283,543					
BALLOTS CAST - TOTAL	229,064		121,611	36,522	70,931	0
BALLOTS CAST - Republican	92,903	40.56	40,850	16,247	35,806	0
BALLOTS CAST - Democratic	104,798	45.75	60,889	17,024	26,885	0
BALLOTS CAST - Nonpartisan	31,363	13.69	19,872	3,251	8,240	0
BALLOTS CAST - BLANK	2,507	1.09	1,537	300	670	0
VOTER TURNOUT - TOTAL		25.20				
VOTER TURNOUT - Republican		32.63				
VOTER TURNOUT - Democratic		30.76				
VOTER TURNOUT - BLANK		.28				

[Signature] 08/30/2022
 Margaret R. Taylor
 County Judge

[Signature] 8/30/2022
 Craig Latimer

[Signature] 8/30/2022
 Chiranjeev K. K. K.

Run Date:08/30/22 09:07 AM

	TOTAL VOTES	%	AV-	EV-	ED-	PV-
County Court Judge Group 14						
(VOTE FOR) 1						
Melissa Black	62,386	29.85	34,935	9,216	18,235	0
Alicia Whiting Bozich	28,727	13.75	15,526	4,351	8,850	0
Linette "Starr" Brookins	58,569	28.03	34,055	9,971	14,543	0
Mike Isaak	59,293	28.37	26,745	10,421	22,127	0
Over Votes	92		62	6	24	0
Under Votes	19,997		10,288	2,557	7,152	0

School Board of Hillsborough County Millage Election						
(VOTE FOR) 1						
Yes	110,486	49.87	63,139	15,958	31,389	0
No.	111,076	50.13	53,879	19,564	37,633	0
Over Votes	34		12	2	20	0
Under Votes	7,468		4,581	998	1,889	0

***** Official *****
CERTIFICATE OF COUNTY CANVASSING BOARD
HILLSBOROUGH COUNTY

We, the undersigned, MARGARET TAYLOR, County Judge, CRAIG LATIMER, Supervisor of Elections, MIRIAM VALKENBURG, County Judge, constituting the Board of County Canvassers in and for said County, do hereby certify that we met on the Thirtieth day of August, 2022 A.D., and proceeded publicly to canvass the votes given for the several offices and persons herein specified at the **Republican Party Primary Election** held on the Twenty-Third day of August, 2022 A.D., as shown by the returns on file in the office of the Supervisor of Elections. We do hereby certify from said returns as follows:

For Representative in Congress, District 14, the whole number of votes cast was 28,516 of which

James Judge	received	15,220 votes
Samar "Sam" Nashagh	received	4,821 votes
Jerry Torres	received	8,475 votes

For Representative in Congress, District 15, the whole number of votes cast was 32,923 of which

Demetries "Commander" Grimes	received	2,923 votes
Laurel Lee	received	14,607 votes
Kevin "Mac" McGovern	received	2,699 votes
Kelli Stargel	received	8,198 votes
Jackie Toledo	received	4,496 votes

For Representative in Congress, District 16, the whole number of votes cast was 28,271 of which

Vern Buchanan	received	24,481 votes
Martin Hyde	received	3,790 votes

For Commissioner of Agriculture, the whole number of votes cast was 88,461 of which

James W. Shaw	received	27,893 votes
Wilton Simpson	received	60,568 votes

For State Senator, District 20, the whole number of votes cast was 40,509 of which

Jim Boyd	received	31,780 votes
John Houman	received	8,729 votes

For State Representative, District 65, the whole number of votes cast was 13,461 of which

Karen Gonzalez Pittman	received	5,933 votes
Jake Hoffman	received	5,693 votes
Michael C. Minardi	received	1,835 votes

***** Official *****
CERTIFICATE OF COUNTY CANVASSING BOARD
HILLSBOROUGH COUNTY

For State Representative, District 68, the whole number of votes cast was 15,495 of which

Paul D. Hatfield	received	3,061 votes
Lawrence McClure	received	12,434 votes

For State Representative, District 69, the whole number of votes cast was 12,858 of which

Daniel "Danny" Alvarez	received	10,937 votes
Megan Angel Petty	received	1,921 votes


For County Commissioner, District 4, the whole number of votes cast was 65,635 of which

Noelle Licor	received	25,080 votes
Michael Joseph Owen	received	40,555 votes

For County Commissioner, District 7, the whole number of votes cast was 85,012 of which

Chase Harrison	received	41,999 votes
Joshua Wostal	received	43,013 votes

We Certify that pursuant to Section 102.112, Florida Statutes, the canvassing board has compared the number of persons who voted with the number of ballots counted and that the certification includes all valid votes cast in the election.

 08/30/2022

COUNTY JUDGE

 8/30/22

SUPERVISOR OF ELECTIONS

 8/30/2022

COUNTY JUDGE

***** Official *****
CERTIFICATE OF COUNTY CANVASSING BOARD
HILLSBOROUGH COUNTY

We, the undersigned, MARGARET TAYLOR, County Judge, CRAIG LATIMER, Supervisor of Elections, MIRIAM VALKENBURG, County Judge, constituting the Board of County Canvassers in and for said County, do hereby certify that we met on the Thirtieth day of August, 2022 A.D., and proceeded publicly to canvass the votes given for the several offices and persons herein specified at the **Democratic Party Primary Election** held on the Twenty-Third day of August, 2022 A.D., as shown by the returns on file in the office of the Supervisor of Elections. We do hereby certify from said returns as follows:

For United States Senator, the whole number of votes cast was 102,574 of which

Ricardo De La Fuente	received	4,514 votes
Val Demings	received	84,468 votes
Brian Rush	received	6,632 votes
William Sanchez	received	6,960 votes

For Representative in Congress, District 14, the whole number of votes cast was 45,173 of which

Christopher Bradley	received	4,277 votes
Kathy Castor	received	40,896 votes

For Representative in Congress, District 15, the whole number of votes cast was 30,401 of which

Gavin Brown	received	6,525 votes
Alan M. Cohn	received	10,783 votes
Eddie Geller	received	6,571 votes
Cesar Ramirez	received	4,998 votes
William VanHorn	received	1,524 votes

For Governor, the whole number of votes cast was 103,603 of which

Charlie Crist	received	63,109 votes
Cadance Daniel	received	2,489 votes
Nicole "Nikki" Fried	received	35,621 votes
Robert L. Willis	received	2,384 votes

For Attorney General, the whole number of votes cast was 98,026 of which

Aramis Ayala	received	45,578 votes
Jim Lewis	received	21,546 votes
Daniel Uhlfelder	received	30,902 votes

*** Official ***
**CERTIFICATE OF COUNTY CANVASSING BOARD
HILLSBOROUGH COUNTY**

For Commissioner of Agriculture, the whole number of votes cast was 96,561 of which

Naomi Esther Blemur	received	53,616 votes
J. R. Gaillot	received	17,150 votes
Ryan Morales	received	25,795 votes

For State Representative, District 62, the whole number of votes cast was 5,558 of which

Wengay "Newt" Newton	received	1,614 votes
Jesse Philippe	received	931 votes
Michele K. Rayner	received	3,013 votes

We Certify that pursuant to Section 102.112, Florida Statutes, the canvassing board has compared the number of persons who voted with the number of ballots counted and that the certification includes all valid votes cast in the election.



COUNTY JUDGE

08/30/2022



SUPERVISOR OF ELECTIONS

8/30/22



COUNTY JUDGE

8/30/2022

***** Official *****
CERTIFICATE OF COUNTY CANVASSING BOARD
HILLSBOROUGH COUNTY

We, the undersigned, MARGARET TAYLOR, County Judge, CRAIG LATIMER, Supervisor of Elections, MIRIAM VALKENBURG, County Judge, constituting the Board of County Canvassers in and for said County, do hereby certify that we met on the Thirtieth day of August, 2022 A.D., and proceeded publicly to canvass the votes given for the several offices and persons herein specified at the **Nonpartisan Election** held on the Twenty-Third day of August, 2022 A.D., as shown by the returns on file in the office of the Supervisor of Elections. We do hereby certify from said returns as follows:

For Circuit Judge, 13th Judicial Circuit, Group 6, the whole number of votes cast was 210,665 of which

Belinda Noah	received	87,669 votes
Wesley Tibbals	received	122,996 votes

For Circuit Judge, 13th Judicial Circuit, Group 37, the whole number of votes cast was 210,864 of which

Nancy L. Jacobs	received	109,392 votes
Jared Smith	received	101,472 votes

For County Court Judge, Group 14, the whole number of votes cast was 208,975 of which

Melissa Black	received	62,386 votes
Alicia Whiting Bozich	received	28,727 votes
Linette "Starr" Brookins	received	58,569 votes
Mike Isaak	received	59,293 votes

For School Board, District 2, the whole number of votes cast was 49,821 of which

Damaris Allen	received	18,062 votes
Stacy Hahn	received	31,759 votes

For School Board, District 4, the whole number of votes cast was 54,317 of which


Hunter Gambrell	received	15,442 votes
Patricia "Patti" Rendon	received	28,842 votes
Danielle Smalley	received	10,033 votes

For School Board, District 6, the whole number of votes cast was 213,920 of which

Roshaun Gendrett	received	25,134 votes
Alysha "Aly Marie" Legge	received	80,239 votes
Karen Perez	received	108,547 votes

***** Official *****
CERTIFICATE OF COUNTY CANVASSING BOARD
HILLSBOROUGH COUNTY

We Certify that pursuant to Section 102.112, Florida Statutes, the canvassing board has compared the number of persons who voted with the number of ballots counted and that the certification includes all valid votes cast in the election.

 08/30/2022

COUNTY JUDGE

 8/30/22

SUPERVISOR OF ELECTIONS

 8/30/2022

COUNTY JUDGE

***** Official Results *****
CERTIFICATE OF COUNTY CANVASSING BOARD
HILLSBOROUGH COUNTY

We, the undersigned, MARGARET TAYLOR, County Judge, CRAIG LATIMER, Supervisor of Elections, MIRIAM VALKENBURG, County Judge, constituting the Board of County Canvassers in and for said County, do hereby certify that we met on the Thirtieth day of August, 2022 A.D., and proceeded publicly to canvass the votes given for the Referendums on the Twenty-Third day of August, 2022 A.D. as shown by the returns on file in the office of the Supervisor of Elections. We do hereby certify from said returns as follows:

**SCHOOL BOARD OF HILLSBOROUGH COUNTY MILLAGE
ELECTION**

School Board of Hillsborough County Millage Election

Yes for Approval	110,486	votes
No for Rejection	111,076	votes

**CARROLLWOOD RECREATION SPECIAL TAX DISTRICT
REFERENDUM**

Carrollwood Recreation Special Tax District Referendum

Yes for Approval	932	votes
No for Rejection	209	votes

HAMMOCK WOODS SPECIAL TAX DISTRICT REFERENDUM

Hammock Woods Special Tax District Referendum

Yes for Approval	41	votes
No for Rejection	40	votes

LAKE HEATHER SPECIAL TAX DISTRICT REFERENDUM

Lake Heather Special Tax District Referendum

Yes for Approval	83	votes
No for Rejection	43	votes

LAKE MAGDALENE SPECIAL TAX DISTRICT REFERENDUM

Lake Magdalene Special Tax District Referendum

Yes for Approval	117	votes
No for Rejection	126	votes

***** Official Results *****
CERTIFICATE OF COUNTY CANVASSING BOARD
HILLSBOROUGH COUNTY

LOGAN GATE VILLAGE SPECIAL TAX DISTRICT
REFERENDUM


Logan Gate Village Special Tax District Referendum

Yes for Approval	185	votes
No for Rejection	180	votes

NORTHDALE SPECIAL TAX DISTRICT REFERENDUM

Northdale Special Tax District Referendum

Yes for Approval	1,012	votes
No for Rejection	695	votes

 08/30/2022

COUNTY JUDGE

 8/30/2022

SUPERVISOR OF ELECTIONS

 8/30/2022

COUNTY JUDGE

CONDUCT OF ELECTION REPORT
SECTION 102.141(10), FLORIDA STATUTES

The County Canvassing Board must submit a completed Conduct of Election Report to the Division of Elections at the same time that the board submits its certified official election results for any presidential preference primary, general, primary, or special election, whichever is applicable.

On behalf of the county canvassing board, the Supervisor must submit the report via the SOE File Transfer Utility on the SOE portal. For assistance if needed, please contact the Bureau of Voting Systems Certification, Eleonor Lipman; Eleonor.Lipman@dos.myflorida.com; 850-245-6258 or Zane Wood; Zane.Wood@dos.myflorida.com; 850-245-6123.

GENERAL INFORMATION

1. County: Hillsborough

Date of Election: August 23, 2022

Election (Check one): Presidential Preference Primary Election
 Primary Election
 General Election
 Other election (specify): _____

2. Election Definition created by (Check one): County Supervisor of Elections' Office (SOE)
 Vendor
 Consultant
 Other (specify): _____

EQUIPMENT

3. Voting Devices (Insert the applicable number):

Vote-by-Mail (VBM) Central Count Marksense Scanners		
Initial Total VBM Scanners	Removed	Replaced or Added
7	0	0

Precinct Count Marksense Scanners				
	Number of Polling Locations	Initial Total Deployed	Removed	Replaced or Added
Early Voting	26	63	0	0
Election Day	246	255	5	5

CONDUCT OF ELECTION REPORT
SECTION 102.141(10), FLORIDA STATUTES

Voter Interface Device (e.g., Automark, ExpressVote, or ICE)				
	Number of Polling Locations	Initial Total Deployed	Removed	Replaced or Added
Early Voting	26	27	1	1
Election Day	246	246	1	1

Reason for removal, replacement or addition of voting devices:

Two ExpressVotes failed to turn on and were replaced. Two DS200s were replaced on Election

Day due to not accepting ballots; three were replaced due to power cycling issues.

4. Did **equipment or software** issues occur at the precinct level, at a counting location, or within computer and telecommunications networks supporting county location? (*Section 102.141, F.S.*)

NO Proceed to #5.

YES Specify the number of issues in the appropriate column(s) in the table below, indicate the specific type of issue(s) incurred on the checklist, and explain the steps taken to resolve the issue(s) on the lines provided (check this box if on a separate sheet).

		Number of issues		
		Early Voting Site	Election Day Polling Locations	Central Location
Equipment	Marksense Scanner			
	Voter Interface Device			
Software	Marksense Scanner			
	Voter Interface Device			
Computer	Election Mgmt. System			
Telecommunications	Modems and Phone lines			

Checklist for type of equipment/software issues encountered (Check all that apply)

Early Voting and Election Day

CONDUCT OF ELECTION REPORT
SECTION 102.141(10), FLORIDA STATUTES

Checklist for type of equipment/software issues encountered (Check all that apply)

Voting devices

- Voting devices – not connected to electrical power or power source issue
- Voting devices – battery backup issue – battery not charged
- Voting devices – battery backup issue – removed from service
- Voter interface device issue – repaired – remained in service
- Voter interface device media issue – media replaced
- Marksense scanner issue – repaired – remained in service
- Marksense scanner memory media issue – media replaced
- Marksense scanner did not reject a blank ballot
- Marksense scanner did not reject a ballot with an overvoted contest
- Marksense scanner did not accept one or more undervoted contests
- Ballot box diverter issue – removed from service
- Ballot box diverter issue – repaired – remained in service
- Used the marksense scanner’s ballot box emergency/auxiliary bin
- Could not complete a planned modem upload or problems with the phone lines
- Other – Provide the description

Central Location

Vote-by-Mail tabulation

- Marksense scanner issue – repaired – remained in service
- Marksense scanner memory media issue – media replaced
- Other – Provide the description

Election Management

- Problem uploading results or creating reports
- Other – Provide the description

Steps Taken to Resolve:

CONDUCT OF ELECTION REPORT
SECTION 102.141(10), FLORIDA STATUTES

5. Were any **election definition errors** discovered after the logic and accuracy test?
 (Section 102.141., F.S.)

- NO** Proceed to #6.
- YES** Specify the number of issues in the appropriate column(s) in the table below and explain the steps taken to resolve the issue(s) on the lines provided (check this box if on a separate sheet).

	Number of issues		
	Election definition issues	Precinct count media issues	Central count media issues
County created definition or media			
Vendor created definition or media <u>with correct</u> county information			
Vendor created definition or media <u>with incorrect</u> information from the county			

Notes: Election Day refers to the polling locations. Media refers to a tabulator's memory cards, memory packs, USB flash memory, zip drive, PEBs, etc.

Steps Taken to Resolve:

BALLOTS

6. **Ballot-Printing** (Check all that apply):

	Early Voting	Election Day	Vote-by-Mail
Ballot-on-Demand (BOD)	<input checked="" type="checkbox"/>	<input checked="" type="checkbox"/>	<input checked="" type="checkbox"/>
Ballot Printer Service (provided by SOE's Voting System Vendor)	<input type="checkbox"/>	<input type="checkbox"/>	<input type="checkbox"/>
Ballot Printer Service (provided by vendor other than SOE's Voting System)	<input type="checkbox"/>	<input checked="" type="checkbox"/>	<input checked="" type="checkbox"/>

CONDUCT OF ELECTION REPORT
SECTION 102.141(10), FLORIDA STATUTES

7. Did any **ballot printing and/or ballot supply problems** occur? (*Section 102.141., F.S.*)

- NO** Proceed to #8.
- YES** Specify the number of issues in the appropriate column(s) in the table below, indicate the specific type of issue(s) incurred on the checklist, and explain the steps taken to resolve the issue(s) on the lines provided (check this box if on a separate sheet).

	Number of issues			
	Electronic ballot layout issues	Paper ballot layout issues	Paper ballot printer issues	Paper ballot supply problems
County created the ballot				
Vendor created <u>with correct</u> county information				
Vendor created <u>with incorrect</u> information from the county				

Checklist for type of ballot or printer issues encountered (Check all that apply)	
Early Voting and Election Day	
Polling location (<i>please identify the location</i>)	
<input type="checkbox"/>	Incorrect ballots provided to the voter – poll worker
<input type="checkbox"/>	Ballot moisture (humidity) cannot scan
<input type="checkbox"/>	Multi-language or minority language (e.g., Spanish) ballots – not available and/or issues
Vote-by-Mail	
<input type="checkbox"/>	Incorrect ballots provided to the voter – election staff
<input type="checkbox"/>	Incorrect ballots provided to the voter – vendor error
<input type="checkbox"/>	Multi-language or minority language (e.g., Spanish) ballots – not available and/or issues
Ballot-on-demand (BOD)	
<input type="checkbox"/>	Printed incorrect ballots – printer configuration error, such as duplex
<input type="checkbox"/>	Printed incorrect ballots – software error
<input type="checkbox"/>	Printer failure
<input type="checkbox"/>	Incorrect ballots provided to the voter – poll worker
Other	
<input type="checkbox"/>	Describe the issue:

CONDUCT OF ELECTION REPORT
SECTION 102.141(10), FLORIDA STATUTES

Steps Taken to Resolve:

ELECTION ADMINISTRATION

8. Did you have any **staffing shortages and/or procedural problems by employees or precinct workers** during the conduct of the election?
 (Section 102.141, F.S.)

- NO** Proceed to #9.
- YES** Specify the number of issues in the appropriate column(s) in the table below, indicate how the issue was addressed, and explain the steps taken to resolve the issue(s) on the lines provided (check this box if on a separate sheet).

Who experienced the issue	Number of shortages	Number of times that additional training may have mitigated the problem(s)	Number of times when procedures were not followed
Poll workers			
Election staff			
Security			
Temporary support			

Steps Taken to Resolve:

9. Were there instances when the needs for **staffing and equipment were insufficient** to meet voters' needs?
 (Section 102.141, F.S.)

- NO** Proceed to #10.
- YES** Specify the numbers in the appropriate column(s) in the next table and explain the steps taken to resolve the issue(s) on the lines provided (check this box if on a separate sheet).

CONDUCT OF ELECTION REPORT
SECTION 102.141(10), FLORIDA STATUTES

	Number of planned resources for Election Day	Number of resources available for Election Day	Number of insufficient resources on Election Day to meet the voters' needs
Poll workers			
Election staff			
Voting devices		Note below and see page 1	
Other equipment and supplies			

Note: The number of "planned" items are based on the Election Day estimates, and "available" is the actual items at the start of the Election Day. Note that the number of voting devices available is based on the actual initial total deployment including voter interface devices as provided on page 1 for Election Day. Other equipment and supplies, for example, refers to summation of the number of electronic poll book devices, provisional ballot supplies, ballot boxes, transfer bags, etc.

Steps Taken to Resolve:

10. Did you experience any issues associated with Voter Check – In? (Section 102.141., F.S.)

- NO** Proceed to #11.
- YES** Specify the number of issues in the appropriate column(s) in the table below, indicate the specific type of issue(s) incurred on the checklist, and explain the steps taken to resolve the issue(s) on the lines provided (check this box if on a separate sheet).

	Number of issues	
	Early Voting Site	Election Day Polling Locations
Electronic Poll Book/ Precinct Register (If used in election)		
Paper poll book / precinct register		

CONDUCT OF ELECTION REPORT
SECTION 102.141(10), FLORIDA STATUTES

Checklist for type of voter check-in issues encountered (Check all that apply)	
Early Voting and Election Day	
Electronic-Poll Book	
Type:	Vendor:
<input type="checkbox"/>	Electronic Poll Book – not connected to electrical power or power source issue
<input type="checkbox"/>	Electronic Poll Book functionality issue – repaired – remained in service
<input type="checkbox"/>	Electronic Poll Book functionality issue – removed from service
<input type="checkbox"/>	Electronic Poll Book media issue – media replaced
<input type="checkbox"/>	Electronic Poll Book connectivity issue – repaired – remained in service
<input type="checkbox"/>	Electronic Poll Book connectivity issue – removed from service
<input type="checkbox"/>	Electronic Poll Book Check-In Process
Paper poll book / precinct register	
<input type="checkbox"/>	Paper Poll Book – Incorrect
<input type="checkbox"/>	Paper Poll Book – Check-In Process
Other	
<input type="checkbox"/>	Describe the issue:

Steps Taken to Resolve:

11. Did you experience **any additional issues** associated with the conduct of election?
(Section 102.141, F.S.)

- NO** Proceed to #12.
- YES** Indicate on the checklist the type of issue(s), and explain the steps taken to resolve the issue(s) on the lines provided (check this box if on a separate sheet).

CONDUCT OF ELECTION REPORT
SECTION 102.141(10), FLORIDA STATUTES

Checklist for Additional Issues	
Early Voting and Election Day	
Polling location	
<input type="checkbox"/>	Incorrect setup
<input type="checkbox"/>	Solicitation area violated
<input type="checkbox"/>	Incompatible for ADA accessibility
<input type="checkbox"/>	Incompatible for use as a polling location
Voters	
<input type="checkbox"/>	Fleeing voter
<input type="checkbox"/>	Disruptive behavior
<input type="checkbox"/>	Disruptive photography
Observers	
<input type="checkbox"/>	Not approved
<input type="checkbox"/>	Disruptive behavior
<input type="checkbox"/>	Disruptive photography
Media and/or citizen polling	
<input type="checkbox"/>	Disruptive behavior
Other	
<input type="checkbox"/>	Describe the issue:

Steps Taken to Resolve:

CONDUCT OF ELECTION REPORT
SECTION 102.141(10), FLORIDA STATUTES

CANVASSING BOARD



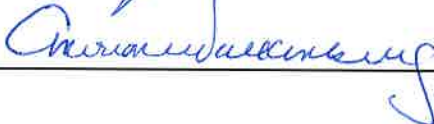
12. If the canvassing board conducted a manual recount of overvotes and undervotes, does the canvassing board have suggested revisions to the law or the rules for determining a voter's choice?
 (Sections 101.6952(2) and 102.166(4), F.S. and Rules 1S-2.027 and 1S-2.051)

- N/A** Proceed to #13.
- NO** Proceed to #13.
- YES** Provide suggested revisions below. If needed, attach additional pages and a copy of a representative ballot for which a determination could not be made to illustrate the issue.

Proposed revisions to standards for determining a voter's choice:

13.

County Canvassing Board

Print Name	Signature	Title	Date
Margaret R. Taylor		County Judge	08/30/2022
Craig Spitzer		SOE	8/30/2022
Christina Wassenaar		County Judge	8/30/2022

NOTICE: A statutory duty exists to continually report any new or additional information on any of the items required to be included in this Report. The supervisor of elections on behalf of the board must:

- Notify the Division of Elections no later than the next business day after the discovery of the information; and
- Submit a signed written report amended report no later than 10 days after the discovery. (Section 102.141, F.S.)

CONDUCT OF ELECTION REPORT
SECTION 102.141(10), FLORIDA STATUTES

Addendum

This section asks what services and materials were provided to accommodate Spanish language voters.

1. Type of Spanish-language ballot used in county:

Select all that apply	
Spanish-Language Ballots	
<input type="checkbox"/>	Unilingual Ballot
<input checked="" type="checkbox"/>	Bi- or multilingual ballot
<input checked="" type="checkbox"/>	Voter Interface Device (Automark, Expressvote, or ICE)

2. Number of persons that requested Spanish-language ballot? **(only applicable to counties with single language ballots):** _____

3. Form of language assistance offered at the Supervisor of Elections Office:

Select all that apply	
<input checked="" type="checkbox"/>	Bilingual staff
<input checked="" type="checkbox"/>	Spanish voter assistance hotline
<input type="checkbox"/>	Professional translation services by phone
<input checked="" type="checkbox"/>	Spanish language election related signage and materials
<input type="checkbox"/>	Other- describe

4. Form of language assistance offered at the polls:

Select all that apply	
<input checked="" type="checkbox"/>	Bilingual election worker
<input checked="" type="checkbox"/>	Spanish voter assistance hotline
<input type="checkbox"/>	Professional translation services by phone
<input type="checkbox"/>	Virtual bilingual election worker
<input checked="" type="checkbox"/>	Spanish language election related signage and materials
<input type="checkbox"/>	Other- describe

CONDUCT OF ELECTION REPORT
SECTION 102.141(10), FLORIDA STATUTES

5. Number of persons that accessed the Spanish-language website: _____

6. Form of language assistance offered on website:

Select all that apply	
<input checked="" type="checkbox"/>	Fully translated website in Spanish
<input checked="" type="checkbox"/>	Link to state's Spanish-language information website
<input checked="" type="checkbox"/>	Spanish language election related materials
<input type="checkbox"/>	Other- describe

7. Provide any additional relevant information: _____

Voting System Post-Election Audit Report

County: Hillsborough Date of Election: 8/23/2022

Type of Audit (check applicable box): Manual Automated Independent

Precinct Number(s): 100%

Race (if Manual Audit): _____

1. Overall accuracy of the audit:
100%
2. Description of any problems or discrepancies encountered:
N/A
3. Likely cause of such problems or discrepancies:
N/A
4. Recommended corrective action with respect to avoiding or mitigating such circumstances in future elections:
N/A

Check applicable box and sign below:

We hereby certify that the report of the voting system audit performed for the election is accurate and that attached are precinct summary reports for each precinct audited.

We hereby certify that a voting system audit was not done because a manual recount was conducted under s. 102.166, Florida Statutes.

Signatures of County Canvassing Board members:

<u>Margaret Taylor</u>		<u>8/30/2022</u>
Printed Name	Signature	Date
<u>Craig Latimer</u>		<u>8/30/2022</u>
Printed Name	Signature	Date
<u>Miriam Valkenburg</u>		<u>8/30/2022</u>
Printed Name	Signature	Date

Contest Vote Discrepancy Threshold Report for Hillsborough County 2022 Primary Election

Contest Vote Discrepancy Threshold Report for 2022 Primary Election

ContestName,ContestID,ChoiceID,ChoiceName,PrecinctName,CounterGroup,VSPaperCards,AuditPaperCards,CardDiscrepancy,AuditAutomaticVotes,AuditCanvassingVotes,AuditPaperVotes,VSPaperVotes,VoteDiscrepancy,OverVoted,BlankVoted
"(Any discrepancies were fewer than 0.5% of the total votes for each contest, and therefore not reported. This report is empty.)"

Florida Form 106A for 2022 Primary Election
2022-08-30

[Signature] 08/30/2022
County Judge

Craig Latimer 8/30/2022

Ammonie Salckenburg 8/30/2022

Hillsborough, Primary Election, 8/23/2022

Comparison of Votes Cast

Election District:

Counter Group:

Contest:

[Change](#)

[Show / hide columns](#)

Choice	Ballots With Contest			Votes			Overvoted With Vote for this Choice	Undervoted Without Vote for this Choice
	Comparison System	This System	Difference	Comparison System	This System	Difference		
Representative In Congress District 14 (Vote for 1)								
James Judge	30,368	30,368	0	15,220	15,220	0	9	1,841
Jerry Torres	30,368	30,368	0	8,475	8,475	0	8	1,841
Samar "sam" Nashagh	30,368	30,368	0	4,821	4,822	+1	7	1,841
Commissioner Of Agriculture (Vote for 1)								
Wilton Simpson	92,902	92,902	0	60,568	60,568	0	19	4,420
James W. Shaw	92,902	92,902	0	27,893	27,895	+2	19	4,420
State Representative District 65 (Vote for 1)								
Karen Gonzalez Pittman	14,219	14,219	0	5,933	5,933	0	6	751
Jake Hoffman	14,219	14,219	0	5,693	5,693	0	5	751
Michael C. Minardi	14,219	14,219	0	1,835	1,835	0	4	751
Board Of County Commissioners District 7 (Vote for 1)								
Joshua Wostal	92,902	92,902	0	43,013	43,011	-2	22	7,869
Chase Harrison	92,902	92,902	0	41,999	42,000	+1	22	7,869
United States Senator (Vote for 1)								
Val Demings	104,799	104,798	-1	84,468	84,466	-2	15	2,196
William Sanchez	104,799	104,798	-1	6,960	6,962	+2	23	2,196

Choice	Ballots With Contest			Votes			Overvoted With Vote for this Choice	Undervoted Without Vote for this Choice
	Comparison System	This System	Difference	Comparison System	This System	Difference		
Brian Rush	104,799	104,798	-1	6,632	6,632	0	12	2,196
Ricardo De La Fuente	104,799	104,798	-1	4,514	4,514	0	22	2,196
Representative In Congress District 14 (Vote for 1)								
Kathy Castor	45,963	45,963	0	40,896	40,896	0	2	788
Christopher Bradley	45,963	45,963	0	4,277	4,277	0	2	788
Governor And Lieutenant Governor (Vote for 1)								
Charlie Crist	104,799	104,798	-1	63,109	63,111	+2	147	1,014
Nicole "nikki" Fried	104,799	104,798	-1	35,621	35,620	-1	105	1,014
Cadance Daniel	104,799	104,798	-1	2,489	2,489	0	71	1,014
Robert L. Willis	104,799	104,798	-1	2,384	2,384	0	41	1,014
Attorney General (Vote for 1)								
Aramis Ayala	104,799	104,798	-1	45,578	45,578	0	13	6,756
Daniel Uhlfelder	104,799	104,798	-1	30,902	30,903	+1	12	6,756
Jim Lewis	104,799	104,798	-1	21,546	21,546	0	9	6,756
Commissioner Of Agriculture (Vote for 1)								
Naomi Esther Blemur	104,799	104,798	-1	53,616	53,615	-1	30	8,208
Ryan Morales	104,799	104,798	-1	25,795	25,795	0	27	8,208
J.r. Gaillot	104,799	104,798	-1	17,150	17,150	0	6	8,208
Circuit Judge, 13th Judicial Circuit Group 6 (Vote for 1)								
Wesley Tibbals	229,064	229,063	-1	122,996	122,996	0	30	18,366
Belinda Noah	229,064	229,063	-1	87,669	87,671	+2	30	18,366
Circuit Judge, 13th Judicial Circuit Group 37 (Vote for 1)								

Choice	Ballots With Contest			Votes			Overvoted With Vote for this Choice	Undervoted Without Vote for this Choice
	Comparison System	This System	Difference	Comparison System	This System	Difference		
Nancy L. Jacobs	229,064	229,063	-1	109,392	109,397	+5	39	18,154
Jared Smith	229,064	229,063	-1	101,472	101,473	+1	39	18,154
County Court Judge Group 14 (Vote for 1)								
Melissa Black	229,064	229,063	-1	62,387	62,389	+2	67	19,989
Mike Isaak	229,064	229,063	-1	59,292	59,295	+3	58	19,989
Linette "starr" Brookins	229,064	229,063	-1	58,568	58,566	-2	41	19,989
Alicia Whiting Bozich	229,064	229,063	-1	28,727	28,729	+2	52	19,989
School Board Member District 2 (Vote for 1)								
Stacy Hahn	52,942	52,942	0	31,759	31,761	+2	8	3,110
Damaris Allen	52,942	52,942	0	18,062	18,063	+1	8	3,110
School Board Member District 6 (Vote for 1)								
Karen Perez	229,064	229,063	-1	108,547	108,551	+4	36	15,099
Alysha "aly Marie" Legge	229,064	229,063	-1	80,239	80,240	+1	33	15,099
Roshaun Gendrett	229,064	229,063	-1	25,134	25,134	0	25	15,099
School Board Of Hillsborough County Millage Election (Vote for 1)								
No	229,064	229,063	-1	111,076	111,082	+6	27	7,470
Yes	229,064	229,063	-1	110,485	110,484	-1	27	7,470
Representative In Congress District 15 (Vote for 1)								
Laurel Lee	33,590	33,590	0	14,607	14,608	+1	15	648
Kelli Stargel	33,590	33,590	0	8,198	8,198	0	10	648
Jackie Toledo	33,590	33,590	0	4,496	4,496	0	12	648
Demetries "commander" Grimes	33,590	33,590	0	2,923	2,922	-1	7	648

Choice	Ballots With Contest			Votes			Overvoted With Vote for this Choice	Undervoted Without Vote for this Choice
	Comparison System	This System	Difference	Comparison System	This System	Difference		
Kevin "mac" Mcgovern	33,590	33,590	0	2,699	2,699	0	7	648
Representative In Congress District 15 (Vote for 1)								
Alan M. Cohn	32,703	32,702	-1	10,783	10,784	+1	2	2,296
Eddie Geller	32,703	32,702	-1	6,571	6,572	+1	2	2,296
Gavin Brown	32,703	32,702	-1	6,525	6,525	0	3	2,296
Cesar Ramirez	32,703	32,702	-1	4,998	4,996	-2	2	2,296
William Vanhorn	32,703	32,702	-1	1,524	1,524	0	1	2,296
State Representative District 62 (Vote for 1)								
Michele K. Rayner	5,813	5,813	0	3,013	3,013	0	3	252
Wengay "newt" Newton	5,813	5,813	0	1,614	1,614	0	3	252
Jesse Philippe	5,813	5,813	0	931	931	0	0	252
Logan Gate Village Special Tax District Referendum (Vote for 1)								
Yes	373	373	0	185	185	0	1	7
No	373	373	0	180	180	0	1	7
Northdale Special Tax District Referendum (Vote for 1)								
Yes	1,755	1,755	0	1,012	1,012	0	1	47
No	1,755	1,755	0	695	695	0	1	47
Hammock Woods Special Tax District Referendum (Vote for 1)								
Yes	84	84	0	41	41	0	0	3
No	84	84	0	40	40	0	0	3
Carrollwood Recreation Special Tax District Referendum (Vote for 1)								
Yes	1,158	1,158	0	932	932	0	0	17

Choice	Ballots With Contest			Votes			Overvoted With Vote for this Choice	Undervoted Without Vote for this Choice
	Comparison System	This System	Difference	Comparison System	This System	Difference		
No	1,158	1,158	0	209	209	0	0	17
Lake Magdalene Special Tax District Referendum (Vote for 1)								
No	248	248	0	126	126	0	0	5
Yes	248	248	0	117	117	0	0	5
Lake Heather Special Tax District Referendum (Vote for 1)								
Yes	127	127	0	83	83	0	0	1
No	127	127	0	43	43	0	0	1
Board Of County Commissioners District 4 Upc (Vote for 1)								
Michael Joseph Owen	73,775	73,775	0	40,555	40,554	-1	16	8,123
Noelle Licor	73,775	73,775	0	25,080	25,082	+2	16	8,123
State Representative District 68 (Vote for 1)								
Lawrence McClure	16,100	16,100	0	12,434	12,434	0	1	604
Paul Hatfield	16,100	16,100	0	3,061	3,061	0	1	604
School Board Member District 4 (Vote for 1)								
Patricia "patti" Rendon	58,508	58,508	0	28,842	28,843	+1	7	4,181
Hunter Gambrell	58,508	58,508	0	15,442	15,442	0	6	4,181
Danielle Smalley	58,508	58,508	0	10,033	10,034	+1	7	4,181
Representative In Congress District 16 (Vote for 1)								
Vern Buchanan	28,944	28,944	0	24,481	24,481	0	5	668
Martin Hyde	28,944	28,944	0	3,790	3,790	0	5	668
State Senator District 20 Upc (Vote for 1)								
Jim Boyd	47,241	47,241	0	31,780	31,779	-1	8	6,725

Choice	Ballots With Contest			Votes			Overvoted With Vote for this Choice	Undervoted Without Vote for this Choice
	Comparison System	This System	Difference	Comparison System	This System	Difference		
John Houman	47,241	47,241	0	8,729	8,729	0	8	6,725
State Representative District 69 (Vote for 1)								
Daniel "danny" Alvarez	13,349	13,349	0	10,937	10,937	0	5	486
Megan Angel Petty	13,349	13,349	0	1,921	1,921	0	5	486

1 to 79 of 79

[Signature] 08/30/2022
 County Judge

[Signature] 8/30/2022

[Signature] 8/30/2022